


Engine Valve list

[ENGINE VALVES]



PARTS NO.	E.P.NO.	YEAR	ENGINE TYPE	CYL	VEHICLE		IN	DIMENSIONS						REMARKS
					NAME	MODEL	EX	HD	OL	SD	SA	HS	CG	

BESFORD :

6384866	VB-01-I			6	J-6	330	IN	43	141.8	8.7	60°	A	7	
91007950							EX	37	141.2	8.7	45°	A	7	
8854549	VB-01-E			6	J-6	330	IN	46	131	8.7	60°	A	7	
6366427							EX	36	128.6	8.7	45°	A	12	
91026165														

B.M.W.

1134-1251-879	VBM-01-I			4	1600 Touring	518	IN	42	103.8	8	45°	C	11	
1134-1251-498	VBM-01-E				1800 Touring	316	EX	35	104.3	8	45°	C	11	
	VBM-02-I						IN	46	103.8	8	45°	C	11	
	VBM-02-E						EX	38	104	8	45°	C	11	
	VBM-03-I					320.6	IN	40	102.6	7	45°	C	11	
	VBM-03-E						EX	34	102.5	7	45°	C	11	
	VBM-04-I					700	IN	46	106.6	8	45°	C	11	
	VBM-04-E						EX	38	107.2	8	45°	C	11	
11.341.739.820	VBM-05-I			4		318i M44	IN	33	106.1	6	45°	C	11	
11.341.739.821	VBM-05-E					318i M42	EX	30.4	105.7	6	45°	C	11	
						Z3 1.9								
						323i M52								
11.341.722.908	VBM-06-I			8		316i/318i	IN	33	106.8	7	45°	C	11	
11.341.722.909	VBM-06-E					16V	EX	30.5	106.2	7	45°	C	11	
11.341.738.220	VBM-07-I			6		318i	IN	29.9	107	6	45°	A	11	
11.341.738.221	VBM-07-E					1.8 16V	EX	26.9	106.1	6	45°	A	11	
11.347.502.351						320 E46								
						Z3 2.0 520 E39								

Engine Valve list

PARTS NO.	E.P.NO.	YEAR	ENGINE TYPE	CYL	VEHICLE		IN EX	DIMENSIONS						REMARKS
					NAME	MODEL		HD	OL	SD	SA	HS	CG	

CHEVROLET:

	VC-01-I			350		IN	51.3	124.4	8.8	45°	C	15	
	VC-01-E					EX	40.6	125	8.8	45°	C	15	
2808	VC-02-I					IN	41.9	103.7	7				
2275	VC-02-E				LUV 2.0 8V	EX	36.5	103.7	7				

CHRYSLER:


	VCH-01-I		GM3.3			GRAND 3.3	IN	43.3	119.5	8.5	45°	C	2	
	VCH-01-E						EX	38.3	119.8	8.5	45°	C	2	
3303515R	VCH-02-I					JEEP 3.9	IN	48.5	1245	8	45°	D	7	
33003860R	VCH-02-E					4.0	EX	38.1	1253	8	45°	D	7	
04448052	VCH-03-I					JEEP 3.9	IN	45.5	125.7	8	45°	C	8	
04621116	VCH-03-E						EX	40.6	126.3	8	45°	C	8	
5302(01918)	VCH-04-I					JEEP3.7	IN	48.8	1137	7				
2275(01919)	VCH-04-E					4.7	EX	37	115.3	7				

CATERPILLAR:

9L7682	VCA-01-I			8	V-90037	3204T	IN	53.2	144.8	9.5	60°	A	8	
9L7683	VCA-01-E				V-90038		EX	45.8	144.6	9.5	45°	D	8	
5S6452/7S8809 /ZW2621/9N6117	VCA-02-I			6		3304NT 6DC/D4D 1673C 3306 TURBO(206/265KW)	IN	51.4	140.3	9.5	60°	A	8	
5S6449/8N0875 /7S6767 /5S7273/5S7232	VCA-02-E						EX	48.5	139	9.5	60°	D	8	
1P407/2M6402 /1N4885/6 /4N9623	VCA-03-I					650,651	IN	45	152.4	9.5	45°	D	8	
1P2629/7N9541 /7S9345/8N3725 /1P1081/7E7830/2M6403	VCA-03-E					D343	EX	41.8	152	9.5	45°	D	8	
2W2621/7S8809 /5S6452	VCA-04-I			6		434	IN	51.3	140	9.5	60°	D	8	
8N0875/7S6767 /5S6449/5S7232/8N0875	VCA-04-E					977-11K	EX	48.2	139	9.5	60°	D	8	

Engine Valve list

[ENGINE VALVES]



PARTS NO.	E.P.NO.	YEAR	ENGINE TYPE	CYL	VEHICLE		IN EX	DIMENSIONS						REMARKS
					NAME	MODEL		HD	OL	SD	SA	HS	CG	

CATERPILLAR :

6N9915 /7N0572/2W2620 6N9916/7N0573	VCA-05-I VCA-05-E					3304T	IN EX	51.4 48.2	136 135	9.5 9.5	60° 60°	D D	8 8	
2W2622/4N5654 /1W3859/1152368 1W3860/4N5653 /1152367	VCA-06-I VCA-06-E			6 8		Eng.3306 3408 D3406 (206/265KW)	IN EX	45 41.8	181.4 181.4	9.5 9.5	60° 45°	D D	8 8	
7M7817/4H9805 8M/8N3723/8H7097 /4H9804	VCA-07-I VCA-07-E		D9	6 8 12		D9/18AI 19AI-34AI D353-G353 D379-D398	IN EX	63.5 60	238.5 238.5	12.6 12.6	60° 60°	D D	13 13	
8H1993/7F5310 8H1994/7F4784 /5M5828	VCA-08-I VCA-08-E			4 6 8 12		D7H/17AI D8H/13A-14A D8/35AI D364-D375 D386-D397	IN EX	59.5 58	236 236	12.6 12.6	45° 45°	D D	13 13	
5I-7338 5I-7339	VCA-09-I VCA-09-E				CAT320 S6KT-MIT		IN EX	44 37	134 134	8 8	60° 60°	D D	2 2	
100-7860 148-7455	VCA-10-I VCA-10-E						IN EX	51.25 48.2	135.9 134.3	9.5 9.5	60° 60°		8 8	

TECH RAY TECHNOLOGY

TECH RAY TECHNOLOGY CO., LTD.

3F-1, No.545, Sec.2, Taiwan Blvd., West Dist., Taichung City, Taiwan. (40360)

TEL: +886-4-23260119 FAX: +886-4-23268220

E-mail: jomes_wu@hotmail.com



Auto Spare Parts

Engine Valve list


PARTS NO.	E.P.NO.	YEAR	ENGINE TYPE	CYL	VEHICLE		IN	DIMENSIONS						REMARKS
					NAME	MODEL	EX	HD	OL	SD	SA	HS	CG	

DAIHATSU :

13711-87701	VD-01-I	79	AB	2	CUORE,HLJET	L45/55	IN	36	101.6	7	45°	C	7	13711-87705
13715-87701	VD-01-E	77	CB	3	ATRAI,	S40/60/65/66/70	EX	33	101.6	7	45°	C	7	13711-87702
		—		4	CHARADE1000	G10/11 S75								13715-87702
13711-87304	VD-02-I	68	DG	4	DELTA2500	D200/300	IN	40	136.2	9	45°	C	7	5113-1641C
13715-87304	VD-02-E	—				DV24/32	EX	33	136.2	9	45°	C	7	5113-1642C
13711-87306	VD-03-I	69	DG	4	DELTA2600	DV26	IN	40	127.5	9	45°	C	3	
13715-87307	VD-03-E					SV26	EX	33	127.5	9	45°	C	3	13715-87309
13711-87308	VD-04-I	67	DG	4	LIGHT BUS,	F50/55	IN	40	127.6	9	45°	C	7	
13715-87311	VD-04-E	73	DL		TAFT DELTA	SV18/26/32/37	EX	33	127.7	9	45°	C	7	
		—			3000 D2000	DV21/24/26/32 F60,V54								
13711-87312	VD-05-I		DL	4	DELTA		IN	42	127.6	9	45°	D	7	13711-87314
13715-87319	VD-05-E				V22	TURBO	EX	35	127.6	9	45°	D	7	13715-87322/17
					F75									
13711-87704	VD-06-I	83	CL	3	CHARADE		IN	36	104.9	7	45°	D	7	
13715-87703	VD-06-E	—			1000D	G30	EX	32	105	7	45°	D	7	
13711-87101	VD-07-I	64	FE	4	CONSORTE	EP 30	IN	32	95	7	45°	C	7	4023-1641
—87102	VD-07-E	—			TAFT1000	F10/40	EX	29	95	7	45°	C	7	
13715-87101		77			COMPAG NO.									4023-1642
—87102					BERLINA 1000									
13711-87201	VD-08-I		EF/CL	3		KANCIL 600CC	IN	30	112.5	7	45°	D	7	
13715-87201	VD-08-E					MALAYSIAN	EX	26	112.6	7	45°	D	7	
13711-87706	VD-09-I		CL30	3		HIJET6600CC	IN	34	104.9	7	45°	D	7	
13715-87705	VD-09-E						EX	30	105.2	7	45°	D	7	
—87706														
13711-87104	VD-10-I		HC/S89	4		CHARADE	IN	30	112.6	6.6	45°	D	7	13711-87103
13715-87106	VD-10-E					1300CC	EX	26	114.5	6.6	45°	D	7	13715-87105
						G101								
AA100-12-111	VD-11-I		TOWNER			ASIA	IN	36	101.6	7	45°	C	7	
AA100-12-121	VD-11-E						EX	33	101.6	7	45°	C	7	
13711-87202	VD-12-I		EF/CL/ED	3		KANCIL 850C.C.	IN	34	111.1	7	45°	C	7	
13715-87202	VD-12-E						EX	28	110.4	7	45°	C	7	
13711-97205	VD-13-I		EJ			KELISA	IN	24.4	79.2	5	45°	C	7	
13715-97203	VD-13-E						EX	21	79.8	5	45°	C	7	
13711-87205	VD-14-I						IN	25	110	5.5	45°	C	7	
13715-87206	VD-14-E						EX	21.5	111.2	5.5	45°	C	7	

Engine Valve list

[ENGINE VALVES]



PARTS NO.	E.P.NO.	YEAR	ENGINE TYPE	CYL	VEHICLE		IN	DIMENSIONS						REMARKS
					NAME	MODEL	EX	HD	OL	SD	SA	HS	CG	

DAEWOO:

96182806			NUBIRA		LNS DOCH									
96103129	VDW-01-I		16V	8	A16M		IN	30.3	102.4	6	45°	C	7	
96182805	VDW-01-E		LANOS		A16DMS		EX	26	102.1	6	45°	C	7	
96103130			16V											
90215492	VDW-02-I		NEXIA1.5	4	CELIO		IN	38	101.3	7	45°	C	7	
90215491	VDW-02-E		NEXIA1.5	8	G15MF		EX	31	101.4	7	45°	D	7	
96098751			16V											
12911-78B00	VDW-03-I		F8C	3	MATIZ 800C.C.		IN	35.6	110.6	5.5	45°	C	7	
94580146	VDW-03-E			4	TICO		EX	31.8	110.4	5.5	45°	C	7	
96352793														
12915-78B00														
94581487														
90412277	VDW-04-I		X20XE	8		LEGANZA 16V	IN	32	102.1	6	45°	C	11	
90410813	VDW-04-E		X20SED			PRINCE	EX	29	92.2	6	45°	C	11	
96182934	VDW-05-I		AI5S	4		LANOS 8V	IN	37.9	103.5	7	45°	C	7	
96182933	VDW-05-E					CIELO	EX	31	103.6	7	45°	C	7	
90220119	VDW-06-I		C20E		ESPERO		IN	41.8	104.1	7	45°	C	7	
90323757	VDW-06-E				2.0, 1999(YEAR)		EX	36.6	103.5	7	45°	C	7	
					1.8, 1966(YEAR)									
96440081	VDW-07-I			8	CHEVDRLET	OPTRA	IN	28.5	101.7	6	45°	C	7	
96376980/96440079	VDW-07-E				16V		EX	27.2	101.3	6	45°	C	7	
96057952	VDW-08-I						IN	36.6	115.6	7	45°	D	7	
96057953/96067994	VDW-08-E						EX	32.5	114.6	7	45°	D	7	
94847343	VDW-09-I						IN	30	91.5	6	45°	D	7	
94847344	VDW-09-E						EX	24.5	92	6	45°	D	7	

Engine Valve list

PARTS NO.	E.P.NO.	YEAR	ENGINE TYPE	CYL	VEHICLE		IN	DIMENSIONS						REMARKS
					NAME	MODEL	EX	HD	OL	SD	SA	HS	CG	

FORD:

V34059	VF-01-I	65		4	723F650/AAA	"D" M&N	IN	45	155.6	9.6	60°	A	3	
V90163	VF-01-E	— 68		6	723F6505/GAA	SERIES	EX	39	156.4	9.6	60°	A	3	
V34048	VF-02-I	65		3	C5NN6507B	DEXTA 2000/2600	IN	45.8	146	9.5	45°	A	3	
V34049	VF-02-E	— 74 — 79		4	C5NN6505E	6600/6700 8600/8700 5000	EX	38.4	146	9.5	45°	D	15	
42-13	VF-03-I			3	D3NN-6507A	2600-3600	IN	46	145.6	9.5	45°	A	3	
43-13	VF-03-E				D3NN-6505A	4600-5600 6600/7600	EX	38.1	145.6	9.5	45°	A	15	
	VF-04-I				711M-6507KA	FIERA3000-4000/PE	IN	38	110.9	7.9	45°	C	11	
	VF-04-E				711M-6505GA		EX	31.4	110.6	7.9	45°	A	11	
	VF-05-I				70HM-6507D3C	CORTINA	IN	42	111.2	8.4	45°	C	11	
	VF-05-E				70HM-6505D3C		EX	36	110.5	8	45°	C	11	
	VF-06-I				FOHM-6507F-D3E		IN	42	111.3	8.4	45°	C	11	
	VF-06-E				FOHM-6505-D3E		EX	36	110.7	8	45°	C	11	
34178	VF-07-I				FORD V6		IN	41	114.5	7.9	45°	D	7	
34179	VF-07-E						EX	37	114.8	7.9	45°	A	7	
34524	VF-08-I				O.H.V.		IN	39.5	111	7.9	45°	C	11	
34525	VF-08-E						EX	34	110.8	7.9	45°	C	11	
34498	VF-09-I				O.H.C.		IN	47	111.2	8.1	45°	C	11	
34499	VF-09-E						EX	35.8	110.6	8.1	45°	C	11	
	VF-10-E				FORD SON	ELADDN-6505C	EX	39	156.6	9.5	60	D	1	
	VF-11-I				TRS 3.0	TAURUS 3.0 V6	IN	35	114.5	6	45°	C	11	
	VF-11-E						EX	30	115.4	6	45°	C	11	
	VF-12-I					FORD 1.3	IN	34.5	104	7	45°	C	11	
	VF-12-E						EX	29.1	104.1	7	45°	A	11	
	VF-13-I					FORD 1.9	IN	38.8	137	8	45°	A	11	
	VF-13-E						EX	33.9	134.3	8	45°	A	11	
	VF-14-I					FORD 3.0	IN	42	117.3	8	45°	C	11	
	VF-14-E						EX	34.8	118.1	8	45°	D	11	
	VF-15-I					FORD 1.3	IN	36.9	117.1	7	45°	C	2	
	VF-15-E						EX	29.9	115.8	7	45°	A	2	
	VF-16-I					TRITON 5.4	IN	44.7	120.9	7				
	VF-16-E						EX	36.2	118.7	7				

TECH RAY TECHNOLOGY

TECH RAY TECHNOLOGY CO., LTD.

3F-1, No.545, Sec.2, Taiwan Blvd., West Dist., Taichung City, Taiwan. (40360)

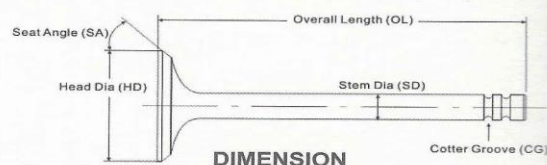
TEL: +886-4-23260119 FAX: +886-4-23268220

E-mail: jomes_wu@hotmail.com



Auto Spare Parts

[ENGINE VALVES]



PARTS NO.	E.P.NO.	YEAR	ENGINE TYPE	CYL	VEHICLE		IN EX	DIMENSIONS						REMARKS
					NAME	MODEL		HD	OL	SD	SA	HS	CG	

FIAT:

4460697	VFI-01-I			4		FIAT 128	IN	36	108.6	8	45°	A	7	
5973128	VFI-01-E			4		FIAT 128	EX	31	109	8	45°	A	7	
4359309	VFI-02-I			4		FIAT 132	IN	42.5	106.5	8	45°	C	7	
	VFI-02-E			4		Fiat125	EX	36.4	105.8	8	45°	A	7	
4621511	VFI-03-I			4		FIAT 480	IN	44	126	8	45°	A	7	
4673608	VFI-03-E			4		OLD	EX	37	125.5	8	45°	A	7	
	VFI-04-I			4		FIAT 85S	IN	36	108.6	8	45°	A	7	
	VFI-04-E			4		FIAT 85S	EX	33	108.7	8	45°	A	7	
	VFI-05-I			4		FIAT 2000CC	IN	43.5	105.8	8	45°	C	7	
	FI-05-E			4		FIAT 2000CC	EX	36	105.8	8	45°	A	7	
4265695	VFI-06-I			4		FIAT 127	IN	29.1	95.4	7	45°	C	7	
437797	VFI-06-E			4		FIAT 900CC	EX	26	95.9	7	45°	D	7	
	VFI-07-I			4		FIAT 1500CC	IN	35	109.7	8	45°	A	15	
	VFI-07-E			4		FIAT 1500CC	EX	31.5	104.9	8	45°	A	15	
	VFI-08-I			4		FIAT 137	IN	34	109	8	45°	A	7	
	VFI-08-E			4		FIAT 137	EX	31	109	8	45°	A	7	
4340118	VFI-09-I			4		FIAT UNO-1300	IN	34	110.2	8	45°	C	7	
4340119	VFI-09-E			4		FIAT 147	EX	29	110.5	8	45°	C	7	
7617500	VFI-10-I			4		FIAT	IN	36	108	8	45°	C	7	
5973128	VFI-10-E			4		TIPO 1.61E	EX	33.3	108.3	8	45°	A	7	
7722907	VFI-11-I			4		FIAT	IN	34.4	128	7	45°	A	7	
7574742	VFI-11-E			4		TEMPRA 16V	EX	28.5	125.6	7	45°	A	7	
5990532	VFI-12-I	1697		4	DIESEL	Elba 1.7DS	IN	37.4	116.6	8	45°	A	7	
7547158						Mille Clip1.7	EX	33.5	116.6	8	45°	A	7	
7588577	VFI-12-E													
5990533														
4424173	VFI-13-I			4	DIESEL		IN	34	112	8	45°	A	7	
4424174	VFI-13-E			4	DIESEL		EX	29	112	8	45°	A	7	

TECH RAY TECHNOLOGY CO., LTD.

TEL: +886-4-23260119 **FAX:** +886-4-23268220



Auto Spare Parts

PARTS NO.	E.P.NO.	YEAR	ENGINE TYPE	CYL	VEHICLE		IN EX	DIMENSIONS						REMARKS
					NAME	MODEL		HD	OL	SD	SA	HS	CG	

HILLMAN:

1218394 1218383	VHI-01-I VHI-01-E			HUNTER 1725	PAYKAN	IN EX	36.5 30	118.4 118.6	8 8	45° 45°	C A	7 7	
71262713 71250985	VHI-02-I VHI-02-E		4	AVENGER 1600STD (standerd)		IN EX	38 31.2	110 110	8 8	45° 45°	C C	7 7	25552400 25552800
71262714 71250986	VHI-03-I VHI-03-E		4	AVENGER 1600 0.076 O/S		IN EX	38 31.2	110 110	8 8	45° 45°	C C	7 7	25552500 25552900
71262715 71250987	VHI-04-I VHI-04-E		4	AVENGER 1600 0.38 O/S		IN EX	38 31.2	110 110	8.3 8.3	45° 45°	C C	15 15	25552600 25553000
71262716 71250988	VHI-05-I VHI-05-E		4	AVENGER 1600 0.74 O/S		IN EX	38 31.2	110 110	8.7 8.7	45° 45°	C C	7 7	25552700 25553100

HINO:

2310-1310-01 13711-1130B/C 13715-1150C 2311-1302-01	VH-01-I VH-01-E	67 —	DK10 DK20	6	TRUCK 10 TON BUS	KF.TC.ZM.HF. BG.RC	IN EX	57 51	175 175.5	12 12	60° 45°	C C	13 13	
2301-1320-00 2301-1321-00	VH-02-I VH-02-E	66 — 73	DK10 DK20	6	TRUCK	BG100 TG30/320 KA300	IN EX	57 51	172 172	12 12	60° 45°	C C	13 13	
2352-1301-00/1 13711-1170A 13715-1320A 2352-1302-00/1	VH-03-I VH-03-E	63 — 69 —	DM100 DQ100	6	TRUCK; RANGER BUS; RAINBOW	RM.BM HM.KM. KQ.	IN EX	43.5 36	137.6 137.6	9 9	45° 45°	C C	13 13	
2872-1305-00/1 13711-1310A 13715-1450A 2872-1306-01	VH-04-I VH-04-E	57 — 61	DS50 DS60 DS140	6	TRUCK BUS	RD35 ZC34 TC8000	IN EX	53 45	161 161	11 11	60° 45°	A A	13 13	
2874-1301-01 13711-1320B 13715-1460B 2874-1302-01	VH-05-I VH-05-E	60 —	DS70 DS90	6	TRUCK BUS	KC. TE. RD.	IN EX	50 43	157 157	10 10	60° 45°	C C	13 13	
2330-1301-12/20 13711-1140A/1141 13715-1290A 2330-1302-12	VH-06-I VH-06-E	67 — 77	EB100 EB200	6	TRUCK US	KB.RE.	IN EX	54 48	175 175	11.7 11.7	60° 45°	C C	13 13	
13711-1030A 13715-1040A	VH-07-I VH-07-E	70 —	EB300	6	TRUCK BUS	KB112/303/304	IN EX	54 48	175.1 175.1	12 12	60° 45°	D D	8 8	
13711-1090A/1091A 13715-1122A/1500	VH-08-I VH-08-E	71 —	EB300 EB400	6	TRUCK BUS	KB.BY.RE.	IN EX	53 47	175.1 174.8	12 12	60° 45°	D D	7 7	
13711-1180A 2380-1310-10 13715-1330A 2380-1302-10	VH-09-I VH-09-E	69 —	EC100	6	TRUCK; RANGER BUS; RAINBOW	FD.KJ.AM. RL.	IN EX	46.5 37.7	132.5 132.5	9 9	45° 45°	C A	7 7	
2400-1301-24 13711-1240B 13715-1380B 2400-1302-04	VH-10-I VH-10-E	71 — 75	ED100	6	TRUCK BUS	KF.ZM	IN EX	58 52	174.7 174.4	12 12	45° 45°	A A	13 13	

TECH RAY TECHNOLOGY

TECH RAY TECHNOLOGY CO., LTD.

3F-1, No.545, Sec.2, Taiwan Blvd., West Dist., Taichung City, Taiwan. (40360)


TEL: +886-4-23260119 FAX: +886-4-23268220

E-mail: jomes_wu@hotmail.com



Auto Spare Parts

[ENGINE VALVES]



PARTS NO.	E.P.NO.	YEAR	ENGINE TYPE	CYL	VEHICLE		IN	DIMENSIONS						REMARKS
					NAME	MODEL		HD	OL	SD	SA	HS	CG	

HINO:

2400-1320-00 13711-1250B 2400-1302-20 13715-1390B	VH-11-I VH-11-E	71 — 77	ED100 (NEW)	6	TRUCK	KB,KS,KF, TC,WP,ZC, ZG,ZH,ZM.	IN EX	58 52	174.7 174.4	12 12	45° 45°	A A	8 8	
2390-1301-20 13711-1220A 2390-1302-21 13715-1370A	VH-12-I VH-12-E	71	EF100 EG100	6	TRUCK	KE702	IN EX	54 52	170 170	12 12	45° 45°	C C	8 8	
13711-1110A 1330A 13715-1140A	VH-13-I VH-13-E	71 — 75 71 — 78	EF100 EG100 (NEW)	6	TRUCK BUS	KA,KF,TC,ZM, RV	IN EX	54 52	167.7 167.7	12 12	45° 45°	D D	7 7	
13711-1370A -1401A/1050 13715-1061B -1060A	VH-14-I VH-14-E	75 — 82	EF100 EF300 EF350 EF500 EF700	8 10	TRUCK,BUS,	ZM,TC,RS,RV, KF,ZM,KS,RS, KF,TC,WP,ZM, RV,ZM, SH,SS,	IN EX	56 52	168.9 168.9	12 12	60° 45°	D D	7 7	13711-1050A
13711-1380A -1390A/1012 -1420A/1450/1 13715-1013A/1012	VH-15-I VH-15-E	81 —	EF550 EK100 EH700 EF750	8	TRUCK BUS.	FR,FS,RU FS,FU,RU	IN EX	56.8 53	170 170	12 12	60° 45°	D D	7 7	13711-1450A 13711-1451A
2382-1301-00 13711-1200A 2382-1302-00 13715-1350A	VH-16-I VH-16-E	72 —	EH100	6	TRUCK, RANGER,BUS, RAINBOW	KJ,KL,WB, RL,BX,AM	IN EX	49.7 41.7	132.5 132.5	9 9	45° 45°	D A	7 7	
2383-1301-10 13711-1100A -1210A 13715-1130A -1360A/1/1100 2383-1302-10	VH-17-I VH-17-E	80 —	EH300 EH500	6	TRUCK, RANGER,BUS	KL,KU,KJ, RD,KR	IN EX	50.5 42.5	133.3 133	9 9	45° 45°	D A	7 7	
13711-1081D -1470/1 13715-1220A /1520A 13715-111C/0 1081	VH-18-I VH-18-E	77 —	EH700	6	TRUCK, RANGER,BUS, RAINBOW	FT,FD,GD,FF, KR,KG,RD, RR,RJ,LB	IN EX EX	48 41.3 42.5	142 142 142	9 9 9	60° 45° 45°	D D D	7 7 7	13711-1471

TECH RAY TECHNOLOGY

TECH RAY TECHNOLOGY CO., LTD.

3F-1, No.545, Sec.2, Taiwan Blvd., West Dist., Taichung City, Taiwan. (40360)

TEL: +886-4-23260119 FAX: +886-4-23268220

E-mail: jomes_wu@hotmail.com



Auto Spare Parts

PARTS NO.	E.P.NO.	YEAR	ENGINE TYPE	CYL	VEHICLE		IN EX	DIMENSIONS						REMARKS
					NAME	MODEL		HD	OL	SD	SA	HS	CG	

HINO:

13711-1011A 13715-1011A 1010 1000	VH-19-I VH-19-E	75 —	EK100 EK200	6	TRUCK. BUS	FH,KB,KF,WD, ZC,FC, RC,	IN EX	57 53	172 172	12 12	60° 45°	D D	8 8	13711-1390 13711-1420
13711-1350B 13715-1070B	VH-20-I VH-20-E	78 —	EL100	6	TRUCK; RANGER	FG,LB,KK,	IN EX	50 46.5	144.5 144.5	10 10	60° 45°	D D	7 7	
13711-1410B 1500B 13715-1240B	VH-21-I VH-21-E	81 —	EM100 M10C	6	TRUCK BUS BLUERIBBON	FH, RV,	IN EX	54 48	144.5 144	10 10	60° 45°	D D	7 7	
13711-1431A/30 1530A 1541A 13715-1260A 1580A	VH-22-I VH-22-E	81 —	EP100	6	TRUCK	FN,FR,GN,	IN EX	50 46.5	144.9 145	10 10	60° 45°	D D	7 7	13711-1430A
13711-1360A 13715-1470A	VH-23-I VH-23-E	78 —	ER100 ER200	6	BUS	RC	IN EX	55 51	162.4 162.3	12 12	60° 45°	D D	7 7	
13711-78010 13711-1441/3 -1520/1 13715-1251 -1570 13715-78010	VH-24-I VH-24-E	83 —	W04D W06B W06E	4	BUS;RAINBOW TRUCK RANGER	AC140 3M	IN EX	45.4 40	123.1 122.9	9 9	60° 45°	D D	7 7	13711-1521
13711-1012A 13715-1012A	VH-25-I VH-25-E		EK100 (NEW)	6	TRUCK, BUS	FH,KB,KF WD,ZC,FC, RC,	IN EX	57 53	170 170	12 12	60° 45°	A A	7 7	
13711-1550 13715-1590	VH-26-I VH-26-E		H07C H06CT	6	TRUCK		IN EX	47.9 41.3	134.5 134.2	9 9	60° 45°	D D	7 7	
13711-1830/1631 13711-1630 13715-1730/1732	VH-27-I VH-27-E		J08C	6		RANGER 8000C.C.	IN EX	39 37	133 132.2	7 7	45° 45°	D D	7 7	
13711-1600B 1590A 1591A/1790 13715-1620A/1801	VH-28-I VH-28-E	90 —	P09C(T) P11C(T)	6		TRUCK 1100C.C. FN,FH,FP,FS,FW,GN	IN EX	41 40	155.6 155.3	8 8	60° 45°	D D	7 7	
0109-0176 0109-0162	VH-29-I VH-29-E					K13C 24V	IN EX	45.9 44.9	159.1 158.9	9 9	60° 45°	D D	7 7	
13711-1610/1 13715-1630/1750	VH-30-I VH-30-E	92 —	F20C	6	V8	TRUCK 2000C.C. FN,FR,FS,FU,FW,FY,SH	IN EX	48.9 46.9	159.7 159.4	10 10	60° 45°	D D	7 7	

TECH RAY TECHNOLOGY

TECH RAY TECHNOLOGY CO., LTD.

3F-1, No.545, Sec.2, Taiwan Blvd., West Dist., Taichung City, Taiwan. (40360)


TEL: +886-4-23260119 FAX: +886-4-23268220

E-mail: jomes_wu@hotmail.com



Auto Spare Parts

[ENGINE VALVES]



PARTS NO.	E.P.NO.	YEAR	ENGINE	CYL	VEHICLE		IN	DIMENSIONS						REMARKS
					NAME	MODEL	EX	HD	OL	SD	SA	HS	CG	

HYUNDAI:

22211-22003/04	VHD-01-I		G4EK	8		ACCENT	IN	27.4	99	6	45°	D	7	
22212-22003/04	VHD-01-E		G4EK	4	8+4	1.3-1.5, 12V	EX	32	99.2	6	45°	D	7	
22212-22011						LANTRA1.5, 12V	EX	32	98.4	6	45°	D	7	
22211-42200	VHD-02-I		4BB	4	H100	H-1 2.5TD	IN	42	136	8	45°	D	7	
22212-42200	VHD-02-E		Diesel			STAREK	EX	36	136	8	45°	D	7	
22211-23000	VHD-03-I		64DM	8	8+8	LANTRA2.0	IN	32	102.3	6	45°	C	7	
22212-23000	VHD-03-E					16V ELANTRA 1.8	EX	27.5	104.7	6	45°	A	7	
	VHD-04-I		G4HC			12V	IN	32	102.3	6	45°	C	7	
	VHD-04-E						EX	23.5	100.4	5.5	45°	C	7	
22211-23600	VHD-05-I		ELANTRA			16V	IN	27	100.2	5.5	45°	C	7	
22212-23600	VHD-05-E						EX	23	100.5	5.5	45°	C	7	
22211-02500	VHD-06-I		ATOS	8	8+4		IN	23	100.3	5.5	45°	C	7	
22212-02500	VHD-06-E		G4HC	4			EX	27.1	100.1	5.5	45°	C	7	
22211-26000	VHD-07-I		ELANTRA	8		16V	IN	29	92	6	45°	C	7	
22212-26000	VHD-07-E						EX	25	92.6	6	45°	C	7	
22211-33010/33000	VHD-08-I		G4DR	8	16V	SONATA	IN	34	109.5	6.6	45°	C	7	
22212-33010/33000	VHD-08-E					LANTRA 1.6/1.8	EX	30.5	109.7	6.6	45°	C	7	
						SONICA 2.0								
22211-21010 / 21000	VHD-09-I			4		EXCECEL 1.3	IN	34	102	6.6	45°	C	7	
22212-21010 / 21304 / 21004 / 21000	VHD-09-E					Pony 1.3	EX	30.1	101	6.6	45°	C	7	
						1.5 GLS								
22211-42520	VHD-10-I			4		TERACAN	IN	40	130	8	45°	D	19	
/MD198403/4	VHD-10-E					HI DIESEL	EX	34	130	8	45°	D	19	
22212-42520														
/MD198405/6														
22211-24504	VHD-11-I		G15			1500C.C.	IN	35	101.6	6.6	45°	C	7	
/MD074628	VHD-11-E						EX							
22212-21000														
/MD016461														
22211-35004/MD088811	VHD-12-I		6G72				IN	43	103	8	45°	C	7	
22212-35004	VHD-12-E						EX	35	102.7	8	45°	D	7	
22211-42220	VHD-13-I		H-100	4		GRACE	IN	42	132.1	8	45°	A	7	
22212-42220	VHD-13-E		D4BB				EX	36	132	8	45°	A	7	
22211-42000/10	VHD-14-I		BA/BX			H100 VAN	IN	40	136.6	8	45°	D	7	
22212-42000/10	VHD-14-E						EX	34	136.6	8	45°	D	7	

TECH RAY TECHNOLOGY CO., LTD.

TEL: +886-4-23260119 FAX: +886-4-23268220



TECH RAY TECHNOL
Auto Spare Parts

Auto Spare Parts

PARTS NO.	E.P.NO.	YEAR	ENGINE TYPE	CYL	VEHICLE		IN EX	DIMENSIONS						REMARKS
					NAME	MODEL		HD	OL	SD	SA	HS	CG	

HYUNDAI:

22211-41000/1	VHD-15-I		D4AF				IN	44	137	9	45°	D	3	
22212-41000/1	VHD-15-E						EX	37	137	9	45°	D	3	
22211-32600/4	VHD-16-I		G4CS				IN	46	106.6	8	45°			
22212-32600/4	VHD-16-E						EX	38	105	8	45°			
	VHD-17-I					1.0	IN	27	100.1	5.5	45°	D	7	
	VHD-17-E						EX	23.6	100.4	5.5	45°	A	7	

HONDA(CAR):

14711-611-000	VHC-01-I	72					IN	34	112.8	6.6	45°	C	5	
14721-611-000	VHC-01-E	—	EB1	4	CIVIC 1200		EX	30	112.7	6.6	45°	A	5	
14731-657-670/671	VHC-01-A	—					AUX	12	82.4	5.5	45°	A	10	
14711-634-000 -920 -921/671	VHC-02-I	78					IN	36	109.5	6.6	45°	C	5	
14721-634-000 -671 -920/940	VHC-02-E	—	EB5	4	CIVIC 1200		EX	32	109.5	6.6	45°	A	5	14721-634-940
14721-PA1-671		79												
14711-671-000	VHC-03-I	79			CIVIC 1500	SE,VB,SG,SH,	IN	35	112.8	6.6	45°	C	5	14711-671-003
14721-657-673	VHC-03-E	—	EC	4	COUNTRY	SC,SF,SR,ST,WD	EX	28	113.7	6.6	45°	C	5	14721-657-000
14721-657-003/010	VHC-03-A	—	ED		1500,	12V	EX	28	113.2	6.6	45°	C	5	14721-657-671
14731-657-003		—			BALLADE 1500		AUX	12	89.5	5.5	45°	A	6	
14711-611-000	VHC-04-I	75					IN	34	112.8	6.6	45°	C	5	
14721-657-673	VHC-04-E	78	EE	4	CIVIC 1200	SC,SG,SH,SJ	EX	28	113.7	6.6	45°	C	5	
14721-657-003	VHC-04-A	76	EF		ACCORD 1600		EX	28	113.2	6.6	45°	C	5	
14731-657-003		—					AUX	12	89.5	5.5	45°	A	6	
14711-671-000/3	VHC-05-I	78					IN	35	112.8	6.6	45°	C	5	
14721-657-672/3	VHC-05-E	—	EF	4	ACCORD	B. SJ-1	EX	28	113	6.6	45°	A	5	14711-671-003
14721-657-010		—	EJ		CIVIC									
14711-371-000 -679-620	VHC-06-I	77					IN	38	102.3	6.6	45°	C	5	
14721-371-000	VHC-06-E	—	EH	4	ACTY 550	TN	EX	32	101.3	6.6	45°	A	5	14721-679-620
14711-PA6-000	VHC-07-I	82					IN	35	114.4	6.6	45°	C	5	
14721-PA6-000	VHC-07-E	—	EJ	4	CIVIC 1500		EX	28	114.5	6.6	45°	A	5	
14731-PA6-000	VHC-07-A	—	EM				AUX	12	94.7	6.6	45°	A	5	
14711-PCI-000	VHC-08-I	78			ACCORD 1800	SM.SZ.SN	IN	36	113.2	7	45°	C	7	14711-PC3-660/600
14721-PCI-000	VHC-08-E	—	EK	4	PRELUDE 1800	12V	EX	30	113.2	7	45°	C	7	
PC3-599/000		—			VIGOR 1800									
14711-689-000	VHC-09-I	80					IN	34	113.3	7	45°	C	7	
14721-689-660	VHC-09-E	—	EK	4	ACCORD 1800	SM100	EX	28	113.7	7	45°	C	7	
-676-641	VHC-09-A	—			PRELUDE 1800	SN10	AUX	12	89.5	6.6	45°	A	5	
14731-689-000		—				12V								
14711-634-000 -920/921	VHC-10-I	79					IN	36	109.5	6.6	45°	C	5	14711-634-721
14721-PA1-000 -671	VHC-10-E	—	EN	4	CIVIC 1300	SK,SL,SP,SS	EX	32	110.2	6.6	45°	A	5	
14731-PA6-660	VHC-10-A	81				VE,VC	AUX	12	97.7	6.6	45°	A	21	

TECH RAY TECHNOLOGY

TECH RAY TECHNOLOGY CO., LTD.

3F-1, No.545, Sec.2, Taiwan Blvd., West Dist., Taichung City, Taiwan. (40360)

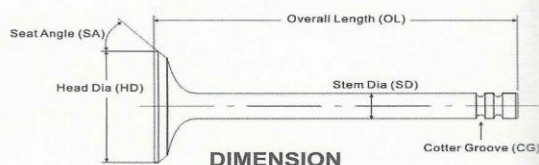
TEL: +886-4-23260119 FAX: +886-4-23268220

E-mail: jomes_wu@hotmail.com



Auto Spare Parts

[ENGINE VALVES]



PARTS NO.	E.P.NO.	YEAR	ENGINE TYPE	CYL	VEHICLE		IN EX	DIMENSIONS						REMARKS
					NAME	MODEL		HD	OL	SD	SA	HS	CG	

HONDA(CAR):

14711-PB2-000	VHC-11-I	80	EP	4	ACCORD 1600	SV,SU,SY	IN	35	113.2	7	45°	C	7	14721-689-000 14721-PB2-000
14721-676-641 / 0	VHC-11-E	—					EX	28	113.7	7	45°	C	7	
14721-689-000	VHC-11-A	—			QUINT 1600		EX	28	113	7	45°	A	7	
14721-689-660														
14711-PC0-000	VHC-12-I	72	ER	4	CITY 1200	AA,VF,	IN	30	117	6.6	45°	C	5	
14721-PC0-000	VHC-12-E	—					EX	24	117	6.6	45°	A	5	
14711-PD1-000	VHC-13-I		ER-T	4			IN	30	115	7	45°	C	7	
14721-PD1-000	VHC-13-E						EX	24	115	7	45°	C	7	
14711-PC6-000	VHC-14-I	—	ES	4	ACCORD 1800	AB, AD	IN	30	120.5	6.6	45°	C	7	14700-PC3-000 14721-PC7-000
14721-PC6-000	VHC-14-E	83	EY		PRELUDE 1800		EX	35	120.8	7	45°	C	7	
14721-PH1-000	VHC-14-A	—			ACCORD1600	AC								
					VIGOR 1800									
14711-PE0-000	VHC-15-I	73	EV	IN8	CIVIC 1300	AG,AK, AJ, AE	IN	27	112.8	6.6	45°	C	7	
14721-PE0-000	VHC-15-E	-	EW	EX4	BALLADE 1300	VJ,	EX	32	114	6.6	45°	C	7	
14731-PE0-000	VHC-15-A	83			CIVIC 1500	AH,AK,AF	AUX	12	89.2	6.6	45°	D	5	
		—			BALLADE 1500	12V								
14711-PE0-660	VHC-16-I	84	EV	4	CIVIC 1300/1500		IN	30	112.6	6.6	45°	C	7	
14721-PE0-660	VHC-16-E	-	EW		BALLDE 1300/1500		EX	29	114	6.6	45°	C	7	
14711-PG6-000	VHC-17-I		A15	4			IN	30	105.4	6.6	45°	C	7	
14721-PG6-000	VHC-17-E		A18 A20				EX	27	104.7	6.6	45°	C	7	
14711-PH3-000	VHC-18-I		B20A	4			IN	33	104.4	6.6	45°	C	7	
14721-PH3-000	VHC-18-E		C20A				EX	28	106	6.6	45°	C	7	

TECH RAY TECHNOLOGY

TECH RAY TECHNOLOGY CO., LTD.

3F-1, No.545, Sec.2, Taiwan Blvd., West Dist., Taichung City, Taiwan. (40360)

TEL: +886-4-23260119 FAX: +886-4-23268220

E-mail: jomes_wu@hotmail.com



Auto Spare Parts

PARTS NO.	E.P.NO.	YEAR	ENGINE TYPE	CYL	VEHICLE		IN EX	DIMENSIONS						REMARKS
					NAME	MODEL		HD	OL	SD	SA	HS	CG	

HONDA(CAR):

14711-PM3-000			D13 / 15B											
14711-PIK-E01	VHC-19-I		ZC	8	16V		IN	29	115	5.5	45°	C	7	
14721-PM3-000	VHC-19-E		D15				EX	25	118.8	5.5	45°	C	7	
14721-PIK-E01														
14711-PH9-000	VHC-20-I			4		ACTY	IN	37	102.5	6.6	45°	C	7	
14721-PH9-000	VHC-20-E						EX	33.1	101.5	6.98	45°	C	7	
14711-PT0-000						ACCORD								
POB-A00/000	VHC-21-I		F18/F20	4	SSAS-1807	1800CC	IN	32	112	5.5	45°	C	7	
POJ-A00/000														
14721-PT0-000/B00	VHC-21-E				SSAS-1808	2000CC	EX	27	124	5.5	45°	C	7	
						16V								
14711-POA-000	VHC-22-I		F20/22	4		16V	IN	34	116.1	5.5	45°	C	7	
14721-POA-000/Y00	VHC-22-E						EX	29	114.2	5.5	45°	C	7	
14711-PT5/3-A00/000														
14711-P45-601/PV1-000	VHC-23-I		F22A	4		PRELUDE	IN	34	112	5.5	45°	C	7	
14721-PT6/0J-A00	VHC-23-E					16V	EX	29.1	123.5	5.5	45°	C	7	
14721-PT3-A00/000							EX	29	124	5.5	45°	C	7	
Y00/P45-601														
14711-PO7-000	VHC-24-I		D16	4		16V	IN	27.5	120.1	5.5	45°	C	7	
14721-PO7-000	VHC-24-E						EX	23.5	117.6	5.5	45°	C	7	
14711-PO8-000/P2A-000	VHC-25-I		D16	4		16V	IN	30	118.5	5.5	45°	C	7	
14711-PO8-000/P2A-000	VHC-25-E						EX	26	116	5.5	45°	C	7	
14711-PR4-A00	VHC-26-I		D18A	4			IN	31	105.5	6.6	45°	C	7	
14721-PH3-000	VHC-26-E						EX	28	106	6.6	45°	C	7	
14711-P75-000	VHC-27-I		B20B	4		CRV	IN	31	105.5	6.6	45°	C	7	
14721-P75-000	VHC-27-E					16V	EX	28	106	6.6	45°	C	7	
14711-PR3-000	VHC-28-I		B16A	8		16V	IN	33	102.4	5.5	45°	C	7	
14721-PR3-000	VHC-28-E						EX	28	102.6	5.5	45°	C	7	
14711-PT2-000						ACCORD								
14711-PIK-E01	VHC-29-I	92	F22			2200C.C.	IN	34	103.6	6.6	45°			
14721-PT2-000	VHC-29-E		F23			PRELUDE	EX	29	102.8	6.6	45°			
14721-PIK-E01						2300C.C.								
						16V								
14711-PN4-000	VHC-30-I	90	E07A	3		TN ACTY	IN	23	115.7	5.5	45°			
14721-PN4-000	VHC-30-E					660C.C.	EX	20	117.7	5.5	45°			
						LIFE								

TECH RAY TECHNOLOGY

TECH RAY TECHNOLOGY CO., LTD.

3F-1, No.545, Sec.2, Taiwan Blvd., West Dist., Taichung City, Taiwan. (40360)

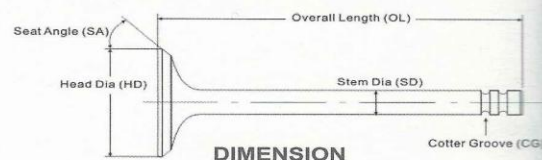
TEL: +886-4-23260119 FAX: +886-4-23268220

E-mail: jomes_wu@hotmail.com



Auto Spare Parts

[ENGINE VALVES]



PARTS NO.	E.P.NO.	YEAR	ENGINE TYPE	CYL	VEHICLE		IN	DIMENSIONS						REMARKS
					NAME	MODEL		HD	OL	SD	SA	HS	CG	

ISUZU :

1-12551-050-0	VI-01-I	73	4BA1	4	JOURENY M.L	BE 20/22	IN	45	127.8	9	45°	A	7	5-12551-886-0
1-12552-025-0	VI-01-E	73	4BB1		ELF 250/350	BK/32,BL								5-12552-885-0
		79	4BC1		TLD FIRE	BL35/36,BLD 30								
		—			NPR59	BY BY31,CCM.								
						CS11/32,DBR,	EX	37.5	127.8	9	45°	A	7	
						EDM,FBR,FDR								
						JCM								
5-12551-006-0	VI-02-I	70	D500	6	BUS:	KT.KT25/26/35	IN	45	127.8	9	45°	A	7	5-12551-024-0
5-12552-005-0	VI-02-E	72	6BB1		JOUNRENY K/L	/36								5-12552-005
		—			TRUCK:	SBR								-023
		—			FORWARD	KS21								-024
					YBR	NPR59	EX	37.5	127.8	9	45°	A	7	
					OTHER MACH:									
					ROFORD TR,									
					SBR,VBK,CCM									
8-94219-550-0	VI-03-I	76	JCR	6	BUS:	SBR320/560 SCR	IN	45	127.8	9	45°	A	7	1-12551-083-0
5-12552-030-0	VI-03-E	79	6BDI		JOUNRENY K,	DR,TLD.								5-12552-036
		—	6BF1		CDM,EDM	TLD								-043
					TRUCK:	24/26/34/44/46/	EX	37.5	127.8	9	45°	A	7	-048
					FORWARD	54/55/56								1-12552-083-0
					5/6/7 FXII VCR									
					OTHER MATCH:									
					FXII									
9-12551-801-0	VI-04-I	80	C330	4	JOURENY L	TLD64/65/66	IN	45	127.8	9	45°	A	7	8-94461-957-0
9-12552-240-0	VI-04-E	79	4BD1		ELF 350	TR,TR20/70,TWD								8-94461-958-0
		—	4BC2		NPR	KS 12/22/32								
						JBR JCR KA20	EX	37.5	127.8	9	45°	A	7	
9-12551-802-0	VI-05-I	71	C190	4	JOURENY-S	PAD,KA	IN	38	115.8	8	45°	A	7	8-94130-749-0
093-2	VI-05-E	—	C221		FLORIAN,	KAD,KBD								8-94206-571-0
5-12552-026-0			C240		ELF150 FASTER									8-94207-303-0
9-12552-801-0					OLD									8-94207-307-0
							EX	32	115.8	8	45°	A	7	8-94118-839-0

TECH RAY TECHNOLOGY

TECH RAY TECHNOLOGY CO., LTD.

3F-1, No.545, Sec.2, Taiwan Blvd., West Dist., Taichung City, Taiwan. (40360)

TEL: +886-4-23260119 FAX: +886-4-23268220

E-mail: jomes_wu@hotmail.com



Auto Spare Parts

PARTS NO.	E.P.NO.	YEAR	ENGINE TYPE	CYL	VEHICLE		IN	DIMENSIONS						REMARKS
					NAME	MODEL	EX	HD	OL	SD	SA	HS	CG	

ISUZU :

5-12551-028-0 -030-0 5-12552-034-0 038-0	VI-06-I VI-06-E	71 — 79 — 69 —	C190 C223 C240	4	JOURENY-S/M, FLORIAN, ELF150/250, 117COUPE, BIGHORN TROOPER LUVTRUCK NEW	PAD,KA,KAD, KBD, PAD UBS,VFR, KBD,KAD,TLD BLD,KA,KUD	IN EX	40 34	115.8 115.8	8 8	45° 45°	A D	7 7	8-94029-351-0 8-94029-352-0
9-12551-109-0 -150-0 9-12552-153-0 -254-0	VI-07-I VI-07-E	67 — 79 80 —	D920 E110 6QA1	4	TRUCK,BUS	TD,BU,TDJ,CTM	IN EX	56 51	163 163	12 12	60° 60°	C C	8 8	9-12552-197-0 9-12552-262-0-2
9-12551-022-0 9-12552-035-0 9-12552-150-0	VI-08-I VI-08-E	56 —	DA640 DA120	6	DIESEL,TRUCK BUS,	TXD 10/60 BA343 BR10/20 BB341	IN EX EX	44 40 40	144 144 144	10 10 10	45° 45° 45°	C C D	1 1 1	
9-12551-071-0 9-12551-103-0 9-12552-151-0	VI-09-I VI-09-E	65 —	DA120 DA640	6	DIESEL,TRUCK BUS, 15PCS/BOX	TXD30/70,BA351 BR351,BB351	IN EX EX	44 40 40	144 144 144	10 10 10	45° 45° 45°	C C D	1 1 1	
9-12551-132-0 9-12552-217-0 -177-0 -208-0	VI-10-I VI-10-E	58 — 81 64 —	DA120 DA640	6	TRUCK,BUS S68	TSD,TWD,TXD BXD,SFR,TWD BA,BF,BR	IN EX	44 40	144 144	10 10	45° 45°	C C	8 8	9-88511-175-0 9-88511-176-0 9-12552-054-0 9-12552-169-0
1-12551-002-0 -003-0 1-12552-001-0 -003-1	VI-11-I VI-11-E		DA640 DA120 DA220	6	TRUCK, BUS	TSD,TWD,TXD BXD,SFR,TWD BA,BR,BR, TXD 50	IN EX	45.5 42	144 144	10 10	45° 45°	C C	8 8	1-2551-013-0 1-12552-007-0
9-12551-030-0 -077-0 9-12552-154-0 -207-0	VI-12-I VI-12-E	59 —	DH100	6	DIESEL, TRUCK	TD40/90 TP60/70/80	IN EX	54 48	164 164	12 12	45° 45°	A A	1 1	
9-12551-188-0/1 9-12551-197-1 9-12552-251-2/1/0	VI-13-I VI-13-E	69 —	DH100 (NEW)	6	DIESEL TRUCK, BUS	STR,TD,BD CCM,BU	IN EX	54 48	164 164	12 12	45° 45°	A A	8 8	
1-12551-010-0 9-12551-192-0 1-12552-010-0 9-12552-256-0	VI-14-I VI-14-E	70 —	E120 (NEW)	6	DIESEL TRUCK, BUS	BUK SERIES	IN EX	47 45	164 164	11 11	45° 45°	C C	8 8	

TECH RAY TECHNOLOGY

TECH RAY TECHNOLOGY CO., LTD.

3F-1, No.545, Sec.2, Taiwan Blvd., West Dist., Taichung City, Taiwan. (40360)


TEL: +886-4-23260119 FAX: +886-4-23268220

E-mail: jomes_wu@hotmail.com



Auto Spare Parts

[ENGINE VALVES]



PARTS NO.	E.P.NO.	YEAR	ENGINE TYPE	CYL	VEHICLE		IN	DIMENSIONS						REMARKS
					NAME	MODEL	EX	HD	OL	SD	SA	HS	CG	

ISUZU :

1-12551-004-2 -012-0	VI-15-I	75	E120	6	TRUCK	SPG,SPK,SPM	IN	47	164	11	45°	C	7	1-12551-025-2
1-12552-013-2 -012-0	VI-15-E	—	(OLD)		BUS	SPR,SPZ,TG, TMK,YPE,BU, PA	EX	45	164	11	45°	C	7	-047-1 1-12552-028-0
8-94216-589-0	VI-16-I	82	4FB1	4	GEMINI 1800		IN	39	132.3	8	45°	A	7	
8-84216-590-0	VI-16-E	83	4FC1		FARGO,	PFD60,JJ510	EX	34	132.3	8	45°	A	7	
8-94108-307-0		—	4FD1		ASKA2000 TURBO	WFR50/51/53								
9-12551-050-0 -005-0	VI-17-I	63	G130	4	WAPS		IN	38	109.8	8	45°	C	7	
9-12552-215-0	VI-17-E	—	G150		BELLET		EX	32	109.8	8	45°	C	7	
9-12552-128-0		73	G161		LGH		EX	30	108.3	8	45°	C	7	9-12552-098-0
9-12551-159-0 -128-0	VI-18-I	68	G161	4	BELLET	PR50/91,PA20	IN	41	109.8	8	45°	C	7	
9-12552-175-0 -215-0	VI-18-E	—			FLORIAN FASTER (LUV) ELF	KB20,KA51	EX	32	109.8	8	45°	C	7	
8-94205-977-0	VI-19-I	66—	G161Z	4	TROOPER		IN	42.4	109.6	8	45°	C	2	8-94205-742-0
8-94200-743-0 -745-0	VI-19-E	69— 79—	G180Z G200Z		FLORIAN 1600, FASTER BELLET 1600 ELF150 117 COUPE 1800/2000G	PA,KA,KB PF,KR,JR UBS	EX	34	110.8	8	45°	C	2	8-94212-835-0
8-94217-178	VI-20-I	80	G161	4	CHEV,LUV 1800	KB30/40	IN	40	110.7	8	45°	C	2	
8-94217-179	VI-20-E	—	G180 G200		TROOPER 2000	KB26 KB42	EX	34	109.2	8	45°	C	2	8-94119-147-0
	VI-21-I		4LB1				IN	32.6	95.8	7	45°	D	7	
	VI-21-E						EX	28.9	95.7	7	45°	D	7	
1-12551-126-1	VI-22-I		6SD1				IN	51	133.5	10	60°	D	7	
1-12552-050-0	VI-22-E						EX	46	131.7	10	45°	D	7	
8-94394-160-1	VI-23-I		6HH1	6			IN	51	141	9	45°	D	7	
8-94395-113-1	VI-23-AU		6HE1				IN	46.5	141	9	30°	D	7	
8-94395-462-0	VI-23-E						EX	42	140.8	9	45°	D	7	

TECH RAY TECHNOLOGY CO., LTD.

TEL: +886-4-23260119 FAX: +886-4-23268220



TECH RAY TECHNOL
Auto Spare Parts

Auto Spare Parts

ISUZU :

1-12551-089-0/2	VI-24-I						IN	48	132	10	45°	D	7	1-12551-158-0
1-12551-128-0	VI-24-AU		6SA1	6		TRUCK9800C.C.	IN	50	132	10	45°	D	7	
1-12552-085-0			6SD1			FVR23D								
1-12552-108-0	VI-24-E						EX	46.1	132	10	45°			
1-12552-063-0														
1-12551-092-0	VI-25-I		6SA1	6		TRUCK 9800C.C.	IN	49	134	10	45°			
1-12552-136-0	VI-25-E						EX	46	132	10	45°		7	
1-12552-050-0														
	VI-26-I		6WA-1	6			IN	43.1	187.9	10	60°	D	7	
	VI-26-E						EX	42.1	187.9	10	45°	D	7	
9-12551-174-0 -606-0	VI-27-I	72	G180	4	117 COUPE	KB	IN	43	107.5	8	45°	C	7	9-12552-601-0
9-12552-607-0	VI-27-E	—	P303		FLORIAN 180	PA95	EX	33	107.5	8	45°	C	7	
8-94464-921-0														
8-94133-275-1														
8-97940-024-0	VI-28-I		4JA1	4	ELF		IN	40	118	8	45°	D	7	8-97010-464-0
8-94433-245-0	VI-28-E		4JB1		TFR		EX	35.6	118	8	45°	D	7	8-97010-463-0
8-94274-875-1					TURBO									
8-97940-025-0														
1-12551-030-3 -005-0	VI-29-I	74 83	8PA1	8	TRUCK, BUS	SKS,SKW,SVZ, SRG,SRK,SRM, SRZ,CRA,VTR, VTZ,WR,WZ,CVR, CXM,CXG,CXK CZH,CXZ	IN	48	159	10	45°	D	7	
1-12552-015-4 -005-0 -026-0	VI-29-E		10PA1 12PA1 8PC1 10PC1/B1 12PC1	10 12	TRACTOR		EX	46	159	10	45°	D	7	
1-12551-129-0														
1-12551-057-0	VI-30-I	81	6RA1	6	TRUCK, BUS	SHM,CXM,CXG	IN	46	165.5	11	60°	D	7	
1-12552-028-0	VI-30-E	—	6RB1			CXM,CQA,CQM	EX	45	164	11	45°	D	7	
1-12552-013-0			6RB2											
9-12551-182-0	VI-31-I	70		8	TRACTOR	TV30ES	IN	49	162	11	60°	D	8	
9-12552-244-0	VI-31-E	— 75	V170			TV40ES	EX	45	162	11	60°	D	8	
8-94151-069-0														
8-94250-977-0	VI-32-I		4XC1	4	GEMINI 1500	16V	IN	36	105.2	7	45°	C	7	
8-94250-978-0	VI-32-E		4XE1				EX	31	105.1	7	45°	C	7	
8-94145-949-0														
8-94251-273-0	VI-33-I	81	4ZA1	4	FARGO 1600 FARGO 1800 ASKA 1800	WFR 10 WFR11 JJ110	IN	40.3	110.6	8	45°	C	2	8-94232-096-0
8-94251-274-0 8-94460-637-0	VI-33-E	—	4ZB1				EX	34	110.2	8	45°	C	2	8-94214-920-0

TECH RAY TECHNOLOGY

TECH RAY TECHNOLOGY CO., LTD.

3F-1, No.545, Sec.2, Taiwan Blvd., West Dist., Taichung City, Taiwan. (40360)

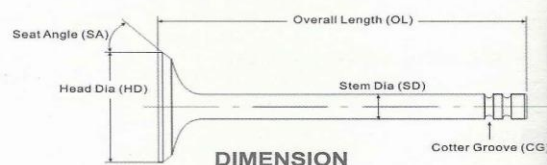
TEL: +886-4-23260119 FAX: +886-4-23268220

E-mail: jomes_wu@hotmail.com



Auto Spare Parts

[ENGINE VALVES]



PARTS NO.	E.P.NO.	YEAR	ENGINE TYPE	CYL	VEHICLE		IN	DIMENSIONS						REMARKS
					NAME	MODEL	EX	HD	OL	SD	SA	HS	CG	

ISUZU :

8-94251-275-0	VI-34-I VI-34-E	83	4ZC1 4ZD1	4	ASKA 2000 WFR	JJ120	IN	42.3	110.6	8	45°	C	2	8-94153-969-0
8-94251-276-0							EX	36	110.2	8	45°	C	2	8-94136-727-0
-440-0														8-94251-044-0
8-97119-751-0														
8-94441-074-0														
8-97119-751-0														
	VI-35-I VI-35-E				2500 DI		IN EX							
1-12551-083-0	VI-36-I VI-36-E		6BG1	6			IN	46	127.9	9	45°	D	7	1-12551-063-0
1-12551-081-0							EX	37.5	127.8	9	45°	D	7	1-12551-139-0
1-12552-052-0														1-12552-080-0
1-12552-083-0														1-12552-027-0
1-12552-079-0														
8-94447-025-0	VI-37-I		4ZD1	4		ASKA2000 IMPULSE TROOPER	IN	44.2	108.6	8	45°	C	2	
8-94447-026-0	VI-37-E		4ZE1				EX	36.9	108.1	8	45°	C	2	
8-94174-222-1	VI-38-I		4ZD1/4ZE1	4			IN	44.1	108.7	8	45°	C	2	
8-94174-223-1	VI-38-E						EX	37	108.2	8	45°	C	2	
8-97110-256-0														
8-94449-047-0	VI-39-I		4FG1	4			IN	39	134.3	8	45°		7	
8-94449-048-0	VI-39-E						EX	34	134.3	8	45°		7	
8-97033-864-0	VI-40-I		4HF1	4			IN	50	141	9	45°	D	7	
8-97060-415-0	VI-40-E						EX	42	140.6	9	45°	D	7	
8-97189-114-0														
8-97019-337-0														
1-12551-089/049-0	VI-41-I		6SA1	6			IN	48	131.8	10	45°	D	7-1	
1-12552-085-0	VI-41-E						EX	46.1	131.9	10	45°	C	7-1	
8-97131-729-0	VI-42-I		4JG2	4			IN	42	118	8	45°	A	7	
8-97043-861-1	VI-42-E						EX	35.7	117.7	8	45°	A	7	

TECH RAY TECHNOLOGY CO., LTD.

TEL: +886-4-23260119 FAX: +886-4-23268220



TECH RAY TECHNOL
Auto Spare Parts


Auto Spare Parts

ISUZU :

KIA :

[illegible]

[ENGINE VALVES]



PARTS NO.	E.P.NO.	YEAR	ENGINE TYPE	CYL	VEHICLE		IN	DIMENSIONS						REMARKS
					NAME	MODEL		HD	OL	SD	SA	HS	CG	

KIA :

B3C712111	VKI-05-I		B3/B6	8	16V		IN	25.5	108.3	6	45°	D	7	
B3D212121	VKI-05-E						EX	21.5	109.3	6	45°	D	7	
B3C7-12-121														
OVN01-12-111	VKI-06-I		Kia	4			IN	41.1	114.5	9	45°	C	7	
OVN01-12-121	VKI-06-E		BEST2700				EX	35	114.6	9	60°	C	7	
OK65A-12-111A				4	PREGIO 2.7		IN	44	113.1	8.5	45°	C	7	
OK65D-12-111	VKI-07-I				J2		EX	37.5	113.5	8.5	45°	C	7	
OK65A-12-121A	VKI-07-E													
OK65B-12-121														
FE3N-12-111	VKI-08-I		FE	8	KIA 2.0 16V		IN	33.6	103.2	6	45°	C	7	
FE3N-12-121	VKI-08-E				ORIGINAL		EX	29	104.3	6	45°	C	7	
OK30E-12-111	VKI-09-I			8	RIO 1.5	16V	IN	27.9	96.5	5.5	45°	C	7	
O K30E-12-121	VKI-09-E						EX	25	95.6	5.5	45°	C	7	
K410-12-111B							IN	45.5	114.5	9	45°	C	7	
SL01-12-111	VKI-10-I		SL				EX	38.3	114.7	9	60°	C	7	
SLA1-12-111														
K410-12-121	VKI-10-E													
SL01-12-121														
K930-12-111							IN	38	103.7	7	45°	C	7	
B630-12-111	VKI-11-I		B6				EX	32	102.6	7	45°	C	7	
K930-12-121	VKI-11-E													
B630-12-121														
0636-12-111	VKI-12-I		SF				IN	40.5	114.5	8	45°	A	7	
0527-12-121	VKI-12-E		E2200				EX	36	114.7	8	60°	D	7	
			S2 1977/80											
K710-12-111							IN	41	106.9	8	45°	C	7	
RF01-12-111	VKI-13-I		R2		BESTA2.2		EX	36	106.8	8	45°	C	7	
K710-12-121	VKI-13-E													
RF01-12-121														
OK2NC-12-111	VKI-14-I			8	SHUMA		IN	29.2	96.1	5.5	45°	C	7	
OK2NC-12-121	VKI-14-E						EX	25.8	94.9	5.5	45°	C	7	

TECH RAY TECHNOLOGY

TECH RAY TECHNOLOGY CO., LTD.

3F-1, No.545, Sec.2, Taiwan Blvd., West Dist., Taichung City, Taiwan. (40360)

TEL: +886-4-23260119 FAX: +886-4-23268220

E-mail: jomes_wu@hotmail.com



Auto Spare Parts

PARTS NO.	E.P.NO.	YEAR	ENGINE TYPE	CYL	VEHICLE		IN EX	DIMENSIONS						REMARKS
					NAME	MODEL		HD	OL	SD	SA	HS	CG	
KOMATSU :														
	VK-01-I VK-01-E		NH160				IN EX	33.5 33.3	150.5 152.1	8.7 8.7	60° 60°	C C	8 8	
	VK-02-I VK-02-E		NH-210		CUMMINS	NH-210	IN EX	40.8 40.8	141.6 141.6	9.5 9.5	60° 60°	D D	7 7	
6610-41-4110 150288 6610-41-4210 70671/144911	VK-03-I VK-03-E	65 —	NH-220 6D130	6	CUMMINS TRACTOR, BULLDOZER GRADER, GENETATOR COMPRESSOR	NH-220	IN EX	44.2 44.2	179.3 179.3	10.2 10.2	60° 60°	C C	8 8	150288 144911
6712-41-4110 6710-41-4210 3000926 3803512 123542 6710-41-4210 3803519 3803524 123659 3086436 3040830 3024333	VK-04-I VK-04-E	72 —	NH-250 A855	6	CUMMINS DUMP, TRACTOR BULLDOZER, SHOVEL	NH-250 NT855	IN EX	47.5 47.5	179.6 179.6	11.5 11.5	60° 60°	C C	8 8	135957 145701
6140-41-4111 6140-41-4211 6142-41-4210 6140-42-4210	VK-05-I VK-05-E	73 —	4D92 4D94	6	TRACTOR, BULL DOZER SHOVEL COMPRESSOR GENERTOR		IN EX	40 35	134 134	8.95 8.95	45° 45°	A A	8 8	
6204-41-4110 6207-41-4110 6204-41-4210 6204-43-4210	VK-06-I VK-06-E	82 —	4D95 6D95	4 6	TRACTOR, SHOVEL COMPRESSOR GENERTOR		IN EX	44 38	128 128	8 8	45° 45°	A A	2 2	
6204-41-4110 6204-41-4210	VK-07-I VK-07-E	82 —	S4D95 S6D95	4	TRACTOR, SHOVEL COMPRESSOR GENERTOR		IN EX	44 38	150.5 150.5	8 8	45° 45°	A A	2 2	
6130-41-4110 -4131 6130-41-4210	VK-08-I VK-08-E	77 —	4D105	4	TRACTOR, BULLDOZER GRADER, GENETATOR COMPRESSOR		IN EX	46 40	150.5 150.5	10 10	60° 45°	A A	8 8	
6136-41-4110 6138-41-4110 6136-41-4210	VK-09-I VK-09-E	77 —	4D105 6D105	4	TRACTOR, BULLDOZER GRADER, SHOVEL GENETATOR COMPRESSOR		IN EX	46 40	145.5 145.5	10 10	60° 45°	C C	7 7	
6131-42-4120 6130-41-4210	VK-10-I VK-10-E	77 —	S4D105	4	TRACTOR, BULLDOZER GRADER, GENETATOR COMPRESSOR		IN EX	46 40	150.5 150.5	10 10	60° 45°		8 8	
6131-42-4110 6130-41-4210	VK-11-I VK-11-E	77 —	S4D105	4	TRACTOR, BULLDOZER GRADER, GENETATOR COMPRESSOR		IN EX	44 40	150.5 150.5	10 10	45° 45°		8 8	
6209-41-4110 6209-41-4210 6204-41-4210	VK-12-I VK-12-E		6D95 SAD95L				IN EX	44 38	128 128.3	8 8	60° 45°	D D	2 2	

TECH RAY TECHNOLOGY

TECH RAY TECHNOLOGY CO., LTD.

3F-1, No.545, Sec.2, Taiwan Blvd., West Dist., Taichung City, Taiwan. (40360)


TEL: +886-4-23260119 FAX: +886-4-23268220

E-mail: jomes_wu@hotmail.com



Auto Spare Parts

[ENGINE VALVES]



PARTS NO.	E.P.NO.	YEAR	ENGINE TYPE	CYL	VEHICLE		IN	DIMENSIONS						REMARKS
					NAME	MODEL	EX	HD	OL	SD	SA	HS	CG	

KOMATSU :

6136/8-42-4110 6136-42-4210 /4211	VK-13-I VK-13-E	77 —	(S) 4D105 6D105	4 6	TRACTOR, BULLDOZER GRADER, SHOVEL GENETATOR COMPRESSOR		IN EX	47 41	148.5 148.5	9 9	60° 45°	D D	7 7	
6110-43-4110 6110-43-4210 -41-4110/4210	VK-14-I VK-14-E	68 —	(S) 4D120	4	TRACTOR, BULLDOZER GRADER ,SHOVEL GENETATOR		IN EX	53 49	172 173	11 11	45° 45°	C C	1 1	
6114-41-4110 6114-41-4210	VK-15-I VK-15-E	75 —	(S) 4D130	4	TRACTOR ,SHOVEL BULLDOZER GRADER, COMPRESSOR		IN EX	53 49	172 173	11 11	45° 45°		7 7	
6127-41-4113 -4112 50213800 6127-41-4214 -4212 50213900	VK-16-I VK-16-E	80 — 72 —	4D155 6D155	4 6	TRACTOR BULLDOZER, GENETATOR		IN EX	56 53	212.5 212.5	11 11	60° 45°		7 7	
6138-41-4110 6136-41-4110 6136-41-4210	VK-17-I VK-17-E		(S) 6D110	6	TRACTOR, BULLDOZER SHOVEL, GRADER, GENETATOR		IN EX	46 40	145.5 145.5	10 10	60° 45°		7 7	
6138-42-4110 6136-42-4110 6136-42-4210	VK-18-I VK-18-E	80 —	S6D110	6	TRACTOR, BULLDOZER SHOVEL, GRADER GENETATOR		IN EX	47 41	148.5 148.5	9 9	60° 45°		7 7	
6150-41-4111 -42-4110 6150-41-4210 -42-4210	VK-19-I VK-19-E	81 —	6D125	6	TRACTOR, BULLDOZER GRADER, GENETATOR COMPRESS		IN EX	45 44	169.5 169.5	9 9	60° 45°	C C	7 7	
6162-43-4110/1 6162-43-4210 6164-41-4210/1	VK-20-I VK-20-E	83 —	6D170	6	TRACTOR, BULLDOZER SHOVEL,DUMP		IN EX	57 56	196.5 196.5	12 12	65° 45°		7 7	
	VK-21-I VK-21-E		4D95Q	4			IN EX	45.1 37.5	128.1 128	9 9	45° 45°	A A	7 7	

TECH RAY TECHNOLOGY

TECH RAY TECHNOLOGY CO., LTD.

3F-1, No.545, Sec.2, Taiwan Blvd., West Dist., Taichung City, Taiwan. (40360)

TEL: +886-4-23260119 FAX: +886-4-23268220

E-mail: jomes_wu@hotmail.com



Auto Spare Parts

PARTS NO.	E.P.NO.	YEAR	ENGINE TYPE	CYL	VEHICLE		IN EX	DIMENSIONS						REMARKS
					NAME	MODEL		HD	OL	SD	SA	HS	CG	

KOMATSU :

3920867 3802355 3802005 3901117	VK-21-I VK-21-E			6	CUMMINS 6BT S6D102		IN EX	45 42	129.3 129.2	8 8	60° 45°	A A	8 7	6736-41-4110 6736-41-4210
3920868 3902356 3920868 3802006 3802481			6C	6	SERIES CUMMINS		IN EX	52 46	151.2 151	9.5 9.5	60° 45°		8 7	
6221-41-4110 517738 517739 6221-41-4210/11	VK-23-I VK-23-E		S6D108	6			IN EX	50.1 44.1	148.5 148.5	9 9	60° 45°	D D	7 7	
6215-41-4110 6215-41-4212	VK-24-I VK-24-E		6D140	6			IN EX	52 49.7	169.2 169.2	10 10	60° 45°	D D	7 7	
6150-42-4110 -41-4111 6150-42/41-4210	VK-25-I VK-25-E		S6D125	6			IN EX	45 44	169.5 169.5	9 9	60° 45°	C C	7 7	

LADA :

2101-1007010 4183269 2101-1007012 4183270	VL-01-I VL-01-E			4	VAZ 2106 2107 2121		IN EX	37 31.5	112.7 113.7	8 8	45° 45°	A A	7 7	
2108-1007010 2108-1007012	VL-02-I VL-02-E			4	SAMARA 1300/1500		IN EX	35 31.5	104 104	8 8	45° 45°	A A	11 11	

LAND ROVER :

527240 550198 STC1127	VLR-01-I VLR-01-E	58 — 72		4	V3058 V3572	88-109 DIESEL SANTANA	IN EX	39.3 33.3	116.7 117.1	8 8.7	45° 45°	A A	7 7	
ERC7150 277593 557967 2277594/525372 ERC7151	VLR-02-I VLR-02-E	59 —		4	V3195 V34365/3573	88-109 GASOLINA SANTANA	IN EX	44.5 35	111.5 111.5	8 8.7	60° 45°	A A	7 7	
112999 113000	VLR-03-I VLR-03-E					88 TURBO DIESEL	IN EX	39.5 33.5	117 117.5	8 8.7	60° 45°	A A	7 7	
ERR 3777 ERR 1156	VLR-04-I VLR-04-E						IN EX	38.9 36.5	116.4 116.5	8 8	60° 45°	C C	11 11	
LGH10029L LGH10028 LGH100820 LGH101190	VLR-05-I VLR-05-E		K16 66/70 KW	8	100 METRO 16V 11 4i AUT 214 Sli 16V		IN EX	27.7 24.2	89.6 90	6 6	60° 45°	C A	7 7	
LGH100990L LGH100980L	VLR-06-I VLR-06-E		420TD 620TD	4			IN EX	37.2 32.5	86.7 86.7	7 7	45° 45°	A A	7 7	

TECH RAY TECHNOLOGY

TECH RAY TECHNOLOGY CO., LTD.

3F-1, No.545, Sec.2, Taiwan Blvd., West Dist., Taichung City, Taiwan. (40360)

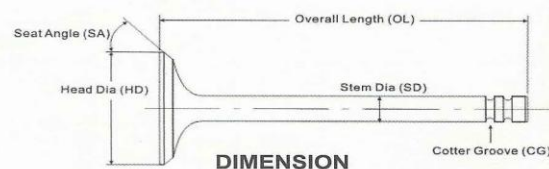
TEL: +886-4-23260119 FAX: +886-4-23268220

E-mail: jomes_wu@hotmail.com



Auto Spare Parts

[ENGINE VALVES]



PARTS NO.	E.P.NO.	YEAR	ENGINE TYPE	CYL	VEHICLE		IN	DIMENSIONS						REMARKS
					NAME	MODEL		HD	OL	SD	SA	HS	CG	

LAND ROVER :

ERR 1780			22-25/31D		Vanden Plas									
ERC 9088			35-38D		3500 S/SE		IN	39.9	117	8.7	45°	C	5	
614088	VLR-07-I		114/116/124/134	8	Landrover		EX	34.4	117.1	8.7	45°	C	5	
ERR 7027/7338	VLR-07-E		KW		90/109/110									
ETC 8684														
614089														
ERC 9739A			2.5 i/2. j		Landrover		IN	39.2	116.5	7.9	45°	C	11	
ETC 5739	VLR-08-I		Turbo	4	Diesel		EX	33.4	117	8.7	45°	A	11	
ERC 9738A	VLR-08-E				Sherpa									
ETC 5740					285/310/350									
ERR 1230														
CBG-578	VLR-09-I						IN	39.6	111.5	8	45°	C	7	
CBG-50911	VLR-09-E						EX	33.1	90.6	7	45°	A	7	

LEYLAND:

10616646	VLL-01-I			4	LEYLAND 401		IN	45.7	145.9	8.7	45°	A	7	
10618851	VLL-01-E						EX	42.7	145.9	8.7	45°	A	7	

LISTER :

V3642	VLI-01-I	61			201-19350	SL 1/2/3/4	IN	32.3	119.9	8	45°	A	7	
V3621	VLI-01-E	—		4	201-19360	LD111	EX	29.4	119.9	8	45°	A	7	
		67				LR								
V3643	VLI-02-I	57			351-10361	HA,HA2,FRD,	IN	46.8	137.5	9.6	45°	A	7	
V3644	VLI-02-E	—		6	291-50150	HA3,HS6,HIGH	EX	38.9	137.5	9.6	45°	A	7	
		69				SPEED AND 352								
V34296	VLI-03-I	67		2	351K-50402	HR,HRW 2/3	IN	48	137.2	9.5	45°	A	7	
V34297	VLI-03-E	—		—	351F-50430	4/6	EX	40.8	137.2	9.5	45°	A	7	
				6		HRWS 6								
V34266	VLI-04-I	67			201-50871	SR 1/2/3/4	IN	39.7	120	8.8	45°	A	7	
V34267	VLI-04-E	—		4	201-50891	SW 1/2	EX	33.5	120.3	8.8	45°	A	7	
V2947	VLI-05-I	49		2	201-10363	LD 1/2	IN	29.4	113.1	8	45°	A	7	
		—				LR 1/2	EX						7	
34955	VLI-06-I				201-80250	ST	IN	42.6	120.1	8.7	45°	A	7	
34956	VLI-06-E				201-80241		EX	35.6	120.7	8.7	45°	A	7	

[illegible]

MAZDA :

0324-12-111 0324-12-121B D303-12-121	VM-01-I VM-01-E	80— 70 — 78	E3 E5 TC UC	4	FAMILIA 1300/1400/1500 808 1300, BONGO PROCEED LASER 1500	BD1031/1051 BE5 FA2/3/4/5 BA2 BTA 67,STB, STL,SS48,ST3	IN EX EX	36 31 31	105.5 103.5 103.5	8.1 8.1 8.1	45° 45° 45°	C A C	7 7 7	E501-12-111 0488-12-121 8572-12121 E501-12-121
F601-12-111 F601-12-121	VM-02-I VM-02-E	82 —	F6	4	CAPELLA 1600 TELSTAR 1600	GC6	IN EX	41 34	112 111.8	8.1 8.1	45° 45°	C C	7 7	F606-12-121
F801-12-111 F804-12-121	VM-03-I VM-03-E	82 —	F8 FE	4	CAPELLA 1800/2000 BANGO 1800/2000 LUCE 2000,B2200 COSMO SPECTRON ,TELSTER	GC8,SS88 GCE,HBE,SRE9	IN EX	44 36	111.9 111.9	8.1 8.1	45° 45°	C C	7 7	F801-12-121
SE01-12-111 SE01-12-121	VM-04-I VM-04-E	77 —	HA	4	TITAN 3000 E3000,T3000 PARK WAY	TA3,WEW,WEF WEY,WVL	IN EX	45 37.5	114.5 114.7	9 9	45° 60°	C C	7 7	
0290-12-111C 0305-12-121 HE19-12-121	VM-05-I VM-05-E	77 — 70 — 69— 76	MA NA VB VC	4	CAPELLA 1600/1800/2000 LUCE 1800/2000 PROCEED 1600/1800 BONGO 1600,E1600, T2000 B1600/1800/2000 (808,616,618,929)	CE3,CB1/CB2 HBP,HBS,LA4/7 BA2, BNA61,BNB61, PE2,SN3,SN4, SNA SVA,SVB, EVb,EVh, LA3,SUB, EUG,CD2	IN EX EX	42 33 33	108.6 107.1 107.1	8.1 8.1 8.1	45° 45° 45°	C A C	7 7 7	D27Z-6507A 8173-12-121 D27Z-6505A
0249-12-111 0249-12-121	VM-06-I VM-06-E	67 — 79	PB	4	FAMILA 1000 BONGO 1000	SPA,FPA,FAA SPB,BPA,BPB	IN EX	32 27.5	108 98.5	7 7	45° 45°	C A	7 7	0259-12-121
0317-12-111 0317-12-121	VM-07-I VM-07-E	70 — 77	PC	4	FAMILIA PRESTO 1000(323)	SPC FA3	IN EX	35 30	106 103	8.1 8.1	45° 45°	C A	7 7	0483-12-121
RF01-12-111 RF01-12-121	VM-08-I VM-08-E	83 —	R2 RF	4	BONGO 2200 CAPELLA 200 BONGO 2000 SPECTRON	SRZA GCF,SSF8 SRE9	IN EX	41 36	106.9 106.8	8 8	45° 45°	C C	7 7	

TECH RAY TECHNOLOGY

TECH RAY TECHNOLOGY CO., LTD.

3F-1, No.545, Sec.2, Taiwan Blvd., West Dist., Taichung City, Taiwan. (40360)


TEL: +886-4-23260119 FAX: +886-4-23268220

E-mail: jomes_wu@hotmail.com



Auto Spare Parts

[ENGINE VALVES]



PARTS NO.	E.P.NO.	YEAR	ENGINE TYPE	CYL	VEHICLE		IN	DIMENSIONS						REMARKS
					NAME	MODEL	EX	HD	OL	SD	SA	HS	CG	

MAZDA :

0636-12-111	VM-09-I	79—	S2	4	LUCE 2200	AEV,AEX,BA2, LA4 HBP	IN	40.5	114.5	8	45°	A	7	
0636-12-121	VM-09-E	67—	XA	4	BONGO 2200	EXC 12/13,EXR15	EX	35.5	114.5	8	45°	A	7	
0527-12-121	VM-09-E2	72—	ZB	6	E2200,B2200	EXA	EX	36	114.7	8	60°	D	7	
					PARK WAY	12/32/35/42/43/45								
					BOXER	EZA14/45/75								
					2500/4100,E2500	WE5A								
					TITAN 2500/4100,	EZB14/45/74								
					T2500,T4100	WEWD51EW								
						11/17,WEX011								
0187-12-111	VM-10-I	63	SA	4	FAMILIA 800	BSA,FSA	IN	27.2	83.7	6	45°	C	7	
0187-12-121	VM-10-E	68			BONGO 800	MSA,SSA	EX	23	94.9	6	45°	A	7	
0268-12-111	VM-11-I	68	TA	4	FAMILA 1200	BAT 55/65	IN	34	108	7	45°	C	7	
0268-12-121	VM-11-E	74				STA	EX	29	98.5	7	45°	A	7	
0107-12-111	VM-12-I	60	UA	4	PROCEED 1500	BUD 61	IN	37.5	114.4	9	60°	A	7	
0107-12-121	VM-12-E	71			CRAFT 1500	DUC 9	EX	30	115	9	45°	A	7	
0222-12-111	VM-13-I	67	UB	4	GRAND FAMILIA1500	SUA,SU2A	IN	38	108.2	8	45°	C	7	
0222-12-121	VM-13-E	73			CAPELLA 1500	SU4A	EX	32	106.2	8	45°	A	7	
					LUCE 1500									
0164-12-111	VM-14-I	63	VA	4	TRUCK,	EDT 2000	IN	39.5	113	9	45°	C	7	
0164-12-121	VM-14-E	—			LIGHT BUS		EX	30	113	9	45°	A	7	
0552-12-111	VM-15-I	71	VA	4	TITAN	TVA8/10/32	IN	39.5	112.5	8.1	45°	C	7	
0552-12-121	VM-15-E	79			2000,T2000	CVH,AVE	EX	30	112.5	8.1	45°	A	7	
					PARK	EVG,EVB,								
					WAY,E2000	EVB43								
						EVH12,EVK15								
0600-12-111	VM-16-I	65	WA	4	E2300	EWA15/35	IN	41.5	109.9	9	45°	C	7	
0600-12-121	VM-16-E	71				EWB15	EX	30	110.2	9	45°	A	7	
B630-12-111	VM-17-I	86	B5	4	323	16V	IN	38	103.7	7	45°	C	7	
B630-12-121	VM-17-E	87	B6				EX	32	102.6	7	45°	C	7	

TECH RAY TECHNOLOGY

TECH RAY TECHNOLOGY CO., LTD.

3F-1, No.545, Sec.2, Taiwan Blvd., West Dist., Taichung City, Taiwan. (40360)

TEL: +886-4-23260119 FAX: +886-4-23268220

E-mail: jomes_wu@hotmail.com



Auto Spare Parts

PARTS NO.	E.P.NO.	YEAR	ENGINE TYPE	CYL	VEHICLE		IN EX	DIMENSIONS						REMARKS
					NAME	MODEL		HD	OL	SD	SA	HS	CG	

MAZDA :

1304-12-111A 1304-12-121A	VM-18-I VM-18-E	76 —80 69 —74 75 —80	XC YA ZC	6	TITAN 3700 BOXER3700 BOXER5500		IN EX	44.2 37.3	122.8 122.8	9.5 9.5	45° 45°	C A	7 7	
SL01-12-111 SL01-12-121	VM-19-I VM-19-E		HA SL	4	TITAN 3500		IN EX	45.5 38.3	114.6 114.6	9 9	45° 60°	C C	7 7	
E388-12-111 E5D3-12-111 E358-12-121	VM-20-I VM-20-E		E5 E3				IN EX	36 31	108.5 106.4	8.1 8.1	45° 45°	C C	7 7	
TF20-12-111 TF20-12-121	VM-21-I VM-21-E		TF	4		T4000 4000C.C.	IN EX	47 41	119.8 119.2	9 9	45° 60°	C C	7 7	
B541-12-111 B62A-12-121 B541-12-121	VM-22-I VM-22-E		B6	4	FAMILIA 1600C.C. (323)	SOHC 16V	IN EX	29.5 23.5	104 105	6 6	45° 45°	C C	7 7	
B610-12-111 B610-12-121	VM-23-I VM-23-E			4			IN EX	39 32	103.7 102.7	7 7	45° 45°	C C	7 7	
SE01-12-111 SE01-12-121	VM-24-I VM-24-E	77	HA	4		T3000 E3000 3000C.C.	IN EX	45 37.5	114.5 114.7	9 9	45° 45°	C C	7 7	
F201-12-111 F202-12-111 F201-12-121/A/R F210-12-121	VM-25-I VM-25-E		F2	4	IN-4 EX-8		IN EX	32.5 34	115.8 116.3	7 7	45° 45°	C C	7 7	
WL51-12-111 WL01-12-111 WL51-12-121 WL01-12-121	VM-26-I VM-26-E		W9 WL	4	IN-4 EX-8		IN EX	32.6 35.5	111.9 111.8	7 7	45° 45°	C C	7 7	
S501-12-111 S501-12-121	VM-27-I VM-27-E	89	XA	4		T2500 2500C.C.	IN EX	40.5 36	114.5 114.5	9 9	45° 45°	C C	7 7	
WL01-12-111A WL51-12-111 WL01-12-121A WL51-12-121	VM-28-I VM-28-E	96	WL W9	4	IN-4 EX-8	E2500 B2500 2500C.C. B2900 2900C.C.	IN EX	32.7 35.6	111.8 111.8	7 7	45° 45°	C C	7 7	
SL01-12-111 SL70-12-121 SL01-12-121	VM-29-I VM-29-E	90-94	SL	4		T3500 3500C.C.	IN EX	45.5 38.3	114.5 114.7	9 9	45° 60°	C C	7 7	
B660-12-111 B660-12-121	VM-30-I VM-30-E		B1/B3	4			IN EX	31 26.2	105.3 105.4	6 6	45° 45°	C C	7 7	
FS01-12-111 FS01-12-121 FS05-12-121	VM-31-I VM-31-E		FS	8	16V	MS-6 2200C.C. 626	IN EX	31.5 27.5	89.8 90.2	6 6	45° 45°	C C	7 7	
B695-12-111 B6S7-12-111 B695-12-121B BJ01-12-121 B690-12-121B/C	VM-32-I VM-32-E		B5/B6	4			IN EX	31 26.2	105.3 105.4	6 6	45° 45°	C C	7 7	

TECH RAY TECHNOLOGY

TECH RAY TECHNOLOGY CO., LTD.

3F-1, No.545, Sec.2, Taiwan Blvd., West Dist., Taichung City, Taiwan. (40360)

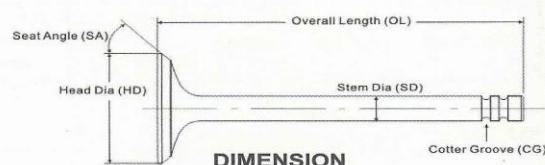
TEL: +886-4-23260119 FAX: +886-4-23268220

E-mail: jomes_wu@hotmail.com



Auto Spare Parts

[ENGINE VALVES]



PARTS NO.	E.P.NO.	YEAR	ENGINE TYPE	CYL	VEHICLE		IN	DIMENSIONS						REMARKS
					NAME	MODEL		EX	HD	OL	SD	SA	HS	CG

MAZDA :

BP01-12-111	VM-33-I		BP	4	16V	CAPELLA		IN	30	101.8	6	45°	C	7	
BP01-12-121	VM-33-E					TELSTER		EX	25	103	6	45°	C	7	
						(SOHC)									
						1800CC									
						323									
BP05-12-111						PROTÉGÉ		IN	33	102	6	45°	C	7	
BP06-12-111	VM-34-I		BP(DOHC)	4	16V	(DOHC)		EX	28	102	6	45°	C	7	
BP05-12-121	VM-34-E					FAMILA, LASER									
						MX-5 1800C.C.									
						MIATA DOHC									
FE3N-12-111	VM-35-I		FE	8		626		IN	33.6	103.2	6	45°	C	7	
FE3N-12-121	VM-35-E					16V		EX	29	104.3	6	45°	C	7	
KL01-12-111	VM-36-I		KF		V6	2500C.C.		IN	32	94.2	6	45°	C	7	
KL01-12-121	VM-36-E		KL			MX-5 DOHC		EX	27.6	95.1	6	45°	C	7	
						MS-8									
						24V									
PN11-12-111	VM-37-I		PN	4		323 1700C.C.		IN	36	101.5	7	45°	C	7	
PN20-12-121	VM-37-E							EX	32	101.5	7	45°	C	7	
RF2A-12-111	VM-38-I			4	Diesel			IN	29.6	115.3	6	45°	C	7	
RF2A-12-121	VM-38-E				RFT2.0			EX	25.5	114.6	6	45°	C	7	
RF71-12-111	VM-39-I		RFT	4		B2000		IN	39.4	106.8	8	60°			
RF71-12-121	VM-39-E					FAMILIA VAN		EX	35	106.6	8	45°			
						BONG WAGON									
						DIESEL TURBO									
						2000C.C.									
Z501-12-111A/C	VM-40-I		Z5	4	16V	323 PROSTAGE		IN	27.7	92.2	5.5	45°			
Z501-12-121	VM-40-E					1500C.C.		EX	24	92.8	5.5	45°			
G601-12-111	VM-41-I		G6					IN	33.3	112.6	7	45°	C	7	
G602-12-121	VM-41-E							EX	36	114	7	45°	C	7	
G601-12-121															
B3C7-12-111A	VM-42-I		B3		16V	323 1300C.C.		IN	25.5	108.3	6	45°	C	7	
B3C7-12-121	VM-42-E					324 LASER		EX	21.5	109.3	6	45°	C	7	
B3D2-12-121															
LF01/02-12-111	VM-43-I			8				IN	35	103.4	5.5	45°	C	7	
LF02-12-121	VM-43-E							EX	30	104.6	5.5	45°	C	7	

TECH RAY TECHNOLOGY CO., LTD.

TEL: +886-4-23260119 FAX: +886-4-23268220

Auto Spare Parts

**MERCEDES BENZ:**

V90049 V90168	VMB-01-I VMB-01-E	70 — 74 —		4 6	TRW:1603 3520530101 3520531505 TRW:1604	OM314 OM352 TRUCK	IN EX	44 36	140.5 140.5	9 10	45° 45°	A C	2 2	
V90047 V90048	VMB-02-I VMB-02-E	68 —		6	3550530001 1657 3550530005 1658	OM355A-TURBO OM346-951	IN EX	42 37.2	130.7 166	9 9	60° 60°	A A	2 2	
	VMB-03-I VMB-03-E		24PCS/SET	6	3460530001 3460530101 3460530005 3460530105 3550500127	OM346 TRUCK OM355A-TURBO OM355	IN EX	42 37	129.8 165.3	9 9	45° 45°	A A	2 2	
3550530001 3550530005 3550500027	VMB-04-I VMB-04-E			6		OM355T	IN EX	42 37	130.6 165.9	9 9	30° 30°	A A	2 2	
3270530701 3600530001 3600500326 3270530705 3600500127 3600500227	VMB-05-I VMB-05-E			6		OM360 BUS	IN EX	54 43	150 150	10 10	45° 45°	A A	2 2	
4030530901 423050026 4030500427 4030501027 4230500327/427	VMB-06-I VMB-06-E			8		OM402	IN EX	59 51	142.5 142.5	12 12	30° 45°	A A	2 2	
	VMB-07-I VMB-07-E			4		616	IN EX	40	131.5	70	60°			
6110530101 6110530401 6110530105 6110500127	VMB-08-I VMB-08-E			4 5 6		OM611 OM612 OM613	IN EX	30 28.4	103.9 104.4	7 7	45° 45°	A A	7 7	
A 271 053 00 01 A 271 050 04 27	VMB-09-I VMB-09-E						IN EX	30.4 27	105.4 109.3	7 7	45° 45°	C A	7 7	
6010530201 6010530401 6010531201 6010500227 6010500527 6010501227 6010501927 6010502127 6010502327	VMB-10-I VMB-10-E			4 5 6	TURBO	OM602 601 603	IN EX	38 35	106.4 106.4	8 8	45° 45°	C C	7 7	

TECH RAY TECHNOLOGY

TECH RAY TECHNOLOGY CO., LTD.

3F-1, No.545, Sec.2, Taiwan Blvd., West Dist., Taichung City, Taiwan. (40360)


TEL: +886-4-23260119 FAX: +886-4-23268220

E-mail: jomes_wu@hotmail.com



Auto Spare Parts

[ENGINE VALVES]



PARTS NO.	E.P.NO.	YEAR	ENGINE TYPE	CYL	VEHICLE		IN EX	DIMENSIONS						REMARKS
					NAME	MODEL		HD	OL	SD	SA	HS	CG	

MITSUBISHI :

ME-013810 ME-011244 -029006/029005 ME-011245 -029007 ME-013832/34 /023882/024011	VMI-01-I VMI-01-E	79 — 73 —	4D30 4D31 6DS7 PS100	4	CANTER ,ROSA TRUCK,BUS FE111	FE,BE,BH T.B.MR.FK.	IN EX	44 37	137 137	9 9	45° 45°	D D	3 3	ME-011265 ME-011-266
ME-011265 ME-011266	VMI-02-I VMI-02-E		4D30A 4D31A	4	CANTER	FE100/101/111 120/121	IN EX	44 37	137 137	9 9	60° 60°	A A	3 3	
MD-050552 -050100 MD-050543 -050101	VMI-03-I VMI-03-E	80 — 84	4D55	4	GALANT 2300 DELICA 2300 PAJEOR, RAM50	A167 LO38/043 /048/068	IN EX	40 34	136.5 136.5	8 8	45° 45°	D D	3 3	
MD-083657 -083661 MD-083659 -083662	VMI-04-I VMI-04-E	84 —	47D55 4D56 L300	4	PAJERO (DIESEL) GALANT DELICA	LO43G/048G LO44G L200 CYCLONE D55T/D56T	IN EX	40 34	136.5 136.4	8 8	45° 45°	D D	7 7	
ME-031297/ME013863 -031938/031014 ME-031154/031015 -031940 ME013833	VMI-05-I VMI-05-E	74— 80 75 —	4D33/30 6D10 6D11 6D14(T) 6D16(T)	6	TRUCK,BUS	FK,FM,T.BK. MK,MM,FD T	IN EX	47 40	137 137	9 9	45° 45°	D D	3 3	
ME-031937 -031557 ME-031939 031558	VMI-06-I VMI-06-E	79 —	6D15 6D16	6	TRUCK,BUS	FK,FM,MK, MM.	IN EX	49 42	137 137	9 9	45° 45°	C C	3 3	
ME-051696 ME-051063 30904-00401 ME-051064 ME-051697 31204-71101	VMI-07-I VMI-07-E	75 — 78 —	D65 6D20 6D21 6D22	6	TRUCK,BUS TRUBO	FP,FT,FU,MP FS,FN,K	IN EX	55 50	174.7 174.7	12 12	45° 45°	D D	3 3	30904-00302
MD-070767 MD-070768 -070769 072481	VMI-08-I VMI-08-E	84—	4D65 4D6	6	BUS	MP118/518	IN EX	36 32	118.6 119	8 8	45° 45°	D D	7 7	M0080778
3004-23101 -23103 30004-31101 -35101	VMI-09-I VMI-09-E	65 — 77	6DB1	6	TRUCK,BUS	R.W.B.MR	IN EX	53 45	176.5 176.5	12 12	45° 45°	A A	3 3	30004-31103 -31201

TECH RAY TECHNOLOGY

TECH RAY TECHNOLOGY CO., LTD.

3F-1, No.545, Sec.2, Taiwan Blvd., West Dist., Taichung City, Taiwan. (40360)

TEL: +886-4-23260119 FAX: +886-4-23268220

E-mail: jomes_wu@hotmail.com



Auto Spare Parts

PARTS NO.	E.P.NO.	YEAR	ENGINE TYPE	CYL	VEHICLE		IN	DIMENSIONS						REMARKS
					NAME	MODEL		EX	HD	OL	SD	SA	HS	CG

MITSUBISHI :

ME061546 31204-01201 31104-00101 31104-01102/3 31204-70200/71101 ME051064	VMI-10-I VMI-10-E	68 — 73	6DC2 8DC2 10DC6	6 8 10	FUSO,DIESEL TRUCK	T800/T982,B B800/905	IN EX	62 50	174.7 175	12 12	45° 45°	A A	3 3	
ME091558 ME-061545 31204-30200 ME-061547 31204-31200 ME-065587	VMI-11-I VMI-11-E	76— 80 73— 79—	8DC7 8DC8 8DC9	8	TRUCK,BUS	FS,FT,FU,FV, T. NV. B. MS.	IN EX	59 53	174.7 175	12 12	45° 45°	C D	3 3	31101-00401 31101-00501
30604-00100 -00102 30604-01101 -01103	VMI-12-I VMI-12-E	61 — 71	4DQ3 4DQ1 4DR1 4DQ5	4	CANTER BUS	T720/722 MB720	IN EX	40 31	118 118	8 8	45° 45°	A A	2 2	
ME-001142 31304-00100 ME-001143 31304-01101	VMI-13-I VMI-13-E	70 —	4DR5 6DR5	4 6	JEEP,ROSA, CANTER, FORK, JUPINTER, ROSA	J.B. BH.T. FD,FB,FE	IN EX	41 32	124 124	8 8	45° 45°	C C	2 2	MD-001115 MD-001116
ME-023881 30804-00100 ME023882 30804-01101	VMI-14-I VMI-14-E	65 —	6D55 6DS1 6DS3 6DS7 4D34T 4D30/32	6	TRUCK	T620/630 /650/663	IN EX	46 37	137 137	9 9	45° 45°	A A	3 3	ME-020236 ME-023643 ME-021039
MD-069806 MD-070791	VMI-15-I VMI-15-E		E12 G37		GALANT		IN EX	42 34	98.2 95.4	8 8	45° 45°	C A	7 7	MD080780
MD-016460 MD-003787 MD-016461 MD-003788	VMI-16-I VMI-16-E	77— 78— 83 —	4G11 G12 G13 G15	4	LANCER, FLORE, CELESTE MIRAGE 1200/1300/1500 TREDIA 1400	A141/142 /148/149 151/152/155/156 171/172 2G23 C11/12 L100	IN EX	34 30	102 101	6.6 6.6	45° 45°	C C	7 7	22211-21010 22212-21010
MD-006480 MD-006481	VMI-17-I VMI-17-E		G32 (DOHC)	4	GALANT	A55	IN EX	41 36	111.1 110.4	8 8	45° 45°	C A	7 7	
MD-000480 -002480 MD-000481 -002481	VMI-18-I VMI-18-E	72 — 78	4G32 4G33 4G35 4G36	4	GALANT, GALANT16001700 DELICA 1400 LANCER CORDIA, TREDIA, FORK JUPITER	A53-212,L021-036 A54/55/62/72/75 143,T22/25 L031/036 FG10/15 L300	IN EX	38 31	106 102.5	8 8	45° 45°	C A	3 3	MD-064871 MD-007783
MD-010480 MD-010481	VMI-19-I VMI-19-E	71— 79 73— 77	G41 G42	4	GALANT, FORK DELICA 1400 LANCER 1200	A61,A71 A72 T120/121 FG14/15	IN EX	37 29	100.6 100.6	8 8	45° 45°	C A	2 2	

TECH RAY TECHNOLOGY

TECH RAY TECHNOLOGY CO., LTD.

3F-1, No.545, Sec.2, Taiwan Blvd., West Dist., Taichung City, Taiwan. (40360)


TEL: +886-4-23260119 FAX: +886-4-23268220

E-mail: jomes_wu@hotmail.com



Auto Spare Parts

[ENGINE VALVES]



PARTS NO.	E.P.NO.	YEAR	ENGINE TYPE	CYL	VEHICLE		IN	DIMENSIONS						REMARKS
					NAME	MODEL	EX	HD	OL	SD	SA	HS	CG	
MITSUBISHI :														
-040523 MD-020580 -040791 MD-020583/1 024586 020586-89 MD-040539	VMI-20-I VMI-20-E	73 — 80	4G51 4G50 4G52 4G53 4G62 4G63	4	GALANT GALANT1850 NEW GALANT, CELESTE FORTE 2000, JEEP CANTER,JEEP, ROSA CANTER,FORK	A114/122/132 A57/115/123/ 133/146 L022,J46/58/59 T206/216/217, FG30 J26/38/46/56, B207/217	IN EX	43 35	112.7 111.6	8 8	45° 45°	C C	3 3	MD-020581 MD-020589
MD-024499 -024638 MD-024518 MD-024519 -024548 -024639	VMI-21-I VMI-21-E	76 —	G54	4	DEBONAIR, GALANT 2600 JEEP ARROW PAJERO (MONTERO) RAMSO	A32/33/135 J27/37/47/57 L023	IN EX	46 38	110 108	8 8	45° 45°	C D	3 3	MD-024638
MD-083848 MD-083851/0 -092999 -094619	VMI-22-I VMI-22-E		4G54C	4	PAJERO(GAS)2600 DEBONAIR GALANT SAPPORO	G5/G SG5/G5S Chrysler 2.6	IN EX	46 38	108 105.7	8 8	45° 45°	C C	7 7	ME-083849
MD-040791 -024523 MD-020586 -024586	VMI-23-I VMI-23-E	80 —	G62 G63	4	GALANT, LANCER, CORDIA, TREDIA DELICA 1800, STARION ETERNA, ARROW PAJERO2000	A162/163/ 164/168 175/183/213 E13/15A,D03 L035/026/ 041/046	IN EX	43 35	113 111.8	8 8	45° 45°	C C	3 3	
MD-070691 MD-083888 MD-070693 -070694	VMI-24-I VMI-24-E	85 — 87	G62 G63	4	GALANT LANCER DELICA, PAJERO		IN EX	43 35	109.8 108.7	8 8	45° 45°	C D	7 7	
K451565-0 K451566-0	VMI-25-I VMI-25-E	65 — 70	KE45	4	COLT 1500	A22/25/27/28	IN EX	38 30	113.1 113.1	8 8	45° 45°	C A	2 2	
	VMI-26-I VMI-26-E		2G24	4			IN EX	34 30	102 101	6.6 6.6	45° 45°	C C	7 7	
	VMI-27-I VMI-27-E		2G25	4			IN EX	35 31	102.2 100.7	6.6 6.6	45° 45°	C C	7 7	
MD075924 MD075927	VMI-28-I VMI-28-E	71-77 88 70-72 73-78	4G33 4G32	4		L200/L300 LANCER 83 Chrysler	IN EX	38 31	103.4 100.1	8 8	45° 45°	C A	7 7	MD075925 MD075928
MD070767 MD070769 MD080778 MD070768	VMI-29-I VMI-29-E		D65T 6D22	4	MP118.518 E14/34/DO9W	COLT/LANCER GALANT SPANCE WAGON MIRAGE	IN EX	36 32	119 119	8 8	45° 45°	D D	7 7	MD072481
32A04-10100 00100 20100 32A04-11100 00100 21100	VMI-30-I VMI-30-E		S4S	4			IN EX	44 35	120 120	8 8	60° 60°	D D	2 2	

TECH RAY TECHNOLOGY

TECH RAY TECHNOLOGY CO., LTD.

3F-1, No.545, Sec.2, Taiwan Blvd., West Dist., Taichung City, Taiwan. (40360)

TEL: +886-4-23260119 FAX: +886-4-23268220

E-mail: jomes_wu@hotmail.com



Auto Spare Parts

PARTS NO.	E.P.NO.	YEAR	ENGINE TYPE	CYL	VEHICLE		IN EX	DIMENSIONS						REMARKS
					NAME	MODEL		HD	OL	SD	SA	HS	CG	

MITSUBISHI :

34404-10100 34404-00100 11100	VMI-31-I VMI-31-E		S4E	4			IN EX	42 35	133 133	8 8	60° 60°	A A	3 3	
MD-128434 MD-128435 MD-149314 139775	VMI-32-I VMI-32-II VMI-32-E	87— 88—	4G13/4G15	4		T-120SS LANCER/COLT 1300CC	IN IN EX	26 31 33	101 101 101	6.6 6.6 6.6	45° 45° 45°	C C D	7 7 7	
MD-113238 MD-113239	VMI-33-I VMI-33-E	87	3G81	3			IN EX	30 26	100.6 100	6.6 6.6	45° 45°	C C	7 7	
22211-33000 MD-127847/0 MD-127848/1 22212-33000	VMI-34-I VMI-34-E	88	4G61/4G63	4		LANCER/COLT 1600CC C53/63/73 GALANT2000C.C.	IN EX	34 30.5	109.7 109.8	6.6 6.6	45° 45°	C C	7 7	
301339 22211-35004 MD-088811 MD-096219 MD-088812 MD301340	VMI-35-I VMI-35-E	86	6G72	6		V6 S12A L141/146/Z16 S22	IN EX	43 35	103 102.7	8 8	45° 45°	D D	7 7	
080780 MD-069806 080253 MD-070791 069807	VMI-36-I VMI-36-E	87— 83—	4G37/G37B	4		E12/32A/A215 C77/D05V E-12	IN EX	42 34	98.2 95.5	8 8	45° 60°	C D	7 7	
200050 ME-202687 200051 ME-202688	VMI-37-I VMI-37-E		4M40	4	PAJERO 2800 MONTERO 3500 V36/V46	TDI	IN EX	41 35	108.7 108.5	8 8	45° 45°	A A	7 7	
MD-159502 MD301193 MD-303177 MD-199193 MD-197106/097 MD-306183 MD310465	VMI-38-I VMI-38-E		4G63-MPI	4	ETERNA GALANT 2000C.C	E33A,DOHC E39A,DOHC	IN EX	33 29	112.5 114.2	6 6	45° 45°	C C	7 7	
MD-085253 MD-085254 MD-096632	VMI-39-I VMI-39-E	89— 85—	4G64	4	GALANT 2400C.C. CANTER/ COLT SONATA	E39A, DOHC E38A	IN EX	46 38	106.5 105.1	8 8	45° 45°	C C	7 7	
MD-162422 MD-162616 MD-162423	VMI-40-I VMI-40-E	91-92	4G92	8	ETERNA EMERAUDE GALANT 16V	NIIW,21W E72A E52A,54A E72A	IN EX	30 27	110.3 113.8	6 6	45° 45°	C C	7 7	
MD-186756 MD-173602 MD-173603 MD-173604 MD-180356	VMI-41-I VMI-41-E		4D68	4		ENTERNA GALANT LIBERO, CARGO	IN EX	36 32	114.1 113.8	8 8	45° 45°	D D	19 19	MD-173602 MD-180356
MD-162799/780 MD-162800/781	VMI-42-I VMI-42-E		4G91	4	16V	MIRAGE CA3A,CB3A CC3A,3D3A WIRA1500C.C. LANCER	IN EX	33 28	104.2 103.9	6 6	45° 45°	C C	19 19	MD-162780 MD-162781

TECH RAY TECHNOLOGY

TECH RAY TECHNOLOGY CO., LTD.

3F-1, No.545, Sec.2, Taiwan Blvd., West Dist., Taichung City, Taiwan. (40360)


TEL: +886-4-23260119 FAX: +886-4-23268220

E-mail: jomes_wu@hotmail.com



Auto Spare Parts

[ENGINE VALVES]



PARTS NO.	E.P.NO.	YEAR	ENGINE TYPE	CYL	VEHICLE		IN	DIMENSIONS						REMARKS
					NAME	MODEL		HD	OL	SD	SA	HS	CG	

mitsubishi :

MD-198403 MD-198404 MD-321272 22211-42520	VMI-43-I VMI-43-E		4D56 4D56TC	4	Turbo	PAJERO 2476CC	IN EX	40 34	130.1 129.9	8 8	45° 45°	D D	19 19	
MD-198405 MD-198406 22212-42520														
MD-339752 PW513658 MD950314 MD-339754 MD-358422 PW513659	VMI-44-I VMI-44-E		4G18	8	LANCER2001 C33A 16V		IN EX	29 25.5	111.7 114.7	5.5 5.5	45° 45°	C C	7 7	
MD-113242 MD-113243	VMI-45-I VMI-45-E		3G83	3			IN EX	25 21	100.3 105.8	5 5	45° 45°	C C	19 19	
MD-301193 MD-306183	VMI-46-I VMI-46-E		6G74	6			IN EX	33 29	112.3 114.1	6 6	45° 45°	C C	7 7	
MD-074628 MD-074629	VMI-47-I VMI-47-E		G15	4			IN EX	35 31	101.6 100.5	6.6 6.6	45° 45°	C C	7 7	
32504-00200 32504-01200	VMI-48-I VMI-48-E		S6A2 S6B				IN EX	54 50	180 180	10 10	60° 60°	D D	8 8	
32504-00100 32504-11102	VMI-49-I VMI-49-E		S6A				IN EX	48 44	180 180	10 10	45° 45°	D D	7 7	
	VMI-50-I VMI-50-E		S6N				IN EX	54 50	197 197.3	10 10	45° 60°	D D	7 7	
MD135481/79 MD172315 MD135482/80 MD183730	VMI-51-I VMI-51-E		6G72	12	24V	PAJERO/3000C.C. MONTERO L146G/V25/45	IN EX	35 30.5	106.4 105.5	6.6 6.6	45° 45°			
ME-120529 ME-350711	VMI-52-I VMI-52-E		6D40T	6		TRUCK FP DIESEL Turbo	IN EX	46 46	185.4 185.6	10 10	45° 45°	D D	3 3	
MD-160947 /181420 MD-160948/9	VMI-53-I VMI-53-E		6A12 V6			GLANT2000C.C.	IN EX	31 27	107 105.6	6 6	45° 45°	C C	7 7	
36704-00401 -01401 36704-01601	VMI-54-I VMI-54-E		S6KT S6F				IN EX	44 37	134 134	8 8	60° 60°	D D	2 2	
	VMI-55-I VMI-55-E		S4L				IN EX	34 27.2	102.6 102.6	6.6 6.6	45° 45°	D D	7 7	
	VMI-56-I VMI-56-E		8M20				IN EX	50 46	185.2 185.6	10 10	45° 45°	C C	3 3	
MD342090 MD361965 MD342091	VMI-57-I VMI-57-E				16V	SPACE STAR 1.3	IN EX	27 23.4	111.6 114.8	5.5 5.5	45° 45°	C C	7 7	
ME170313 ME071961 ME170315	VMI-58-I VMI-58-E	93-	6D17	6		TRUCK 8200C.C. FK	IN EX	51 44	137 137	9 9	45° 45°	D D	3 3	
	VMI-59-I VMI-59-E		S6R	6			IN EX	57	204.8	10	60°	D	8	
PW811080 PW811081	VMI-60-I VMI-60-E		GEN2 CAMPRO				IN EX	31 26.7	101.6 100.8	5 5	45° 45°	C D	11 11	

TECH RAY TECHNOLOGY

TECH RAY TECHNOLOGY CO., LTD.

3F-1, No.545, Sec.2, Taiwan Blvd., West Dist., Taichung City, Taiwan. (40360)

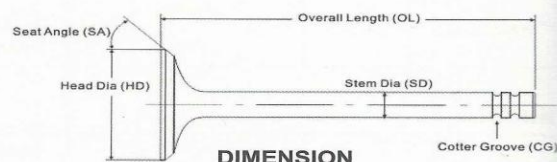
TEL: +886-4-23260119 FAX: +886-4-23268220

E-mail: jomes_wu@hotmail.com



Auto Spare Parts

[ENGINE VALVES]




PARTS NO.	E.P.NO.	YEAR	ENGINE TYPE	CYL	VEHICLE		IN	DIMENSIONS						REMARKS
					NAME	MODEL	EX	HD	OL	SD	SA	HS	CG	

NISSAN :

13201-H1000 -18000 13202-H1000 -18000	VN-01-I VN-01-E	66— 76 70 —	A10 A12	4	SUNNY 1000/1200 -CHERRY 1000/1200 PULSAR 1200	B10/20,C10/20 E10 B110/120/121/122 B210/211/310/311 F10/11, C20/21/122 N10/11	IN EX	35 29	103.8 103.8	8 8	45° 45°	C C	2 2	13201-H2300 13202-H7400 H2300
13201-19901 13202-19901	VN-02-I VN-02-E	66 —	A12	4	SUNNY 1000/1200 CHERRY 1000/1200 PULSAR 1200	B10/20,C10/20 E10 B110/120/121/122 B210/211/310/311 F10/11, C20/21/122 N10/11	IN EX	35 29	103.8 103.8	8.2 8.2	45° 45°	C C	2 2	0.2 O/S
13201-19902 13202-19902	VN-03-I VN-03-E	66 —	A12	4	SUNNY 1000/1200 CHERRY 1000/1200 PULSAR 1200	B210/211/312 A10/11 F10/11120/121/710 N10/11 120Y	IN EX	35 29	103.8 103.8	8.4 8.4	45° 45°	C C	2 2	0.4 O/S
13201-H6200 13202-H6200 -H8900	VN-04-I VN-04-E	74 —	A14	4	SUNNY 1400 CHERRY 1400 VIOLET 1400 LANGLEY 1400 PULSAR 1400	B11 N10/11 C120/122	IN EX	37 30	103.8 103.8	8 8	45° 45°	C C	2 2	
13201-H9500 13202-H9500	VN-05-I VN-05-E	80 — 83 —	A15	4	SUNNY 1500 CHERRY 1500 DATSUN 1500 PULSAR 1500	U11, T11	IN EX	35 30	99.8 99.8	8 8	45° 45°	C C	2 2	
13201-D0100 13202-D0100 -D1200	VN-06-I VN-06-E	81 —	CA16	4	BLUEBIRD 1600 STANZA 1600 AUSTER 1600	U11, T11, C31S12 M10 Y30	IN EX	38 35	106.7 108	7 7	45° 45°	C C	3 3	
13201-D0200 -D1200 13202-D0100 -D1200 -D0200	VN-07-I VN-07-E	81 — 83 —	CA18 CA20	4	BLUE BIRD1800/2000 LAUREL 1800 AUSTER 1800 SILVIA 1800 STANZA1800 PRAIRIE 1800 GLORIA 2000		IN EX	40 35	106.7 108	7 7	45° 45°	C C	3 3	
13201-D2000 -D2200 13202-D0100 -D1200	VN-08-I VN-08-E	83 —	CA18 CA20	4	STANZA 2000		IN EX	41 35	106.7 108	7 7	45° 45°	C C	3 3	
13201-17F00 13202-17F00 -18F00	VN-09-I VN-09-E		CA18T	4	AUSTER 1800 STANZA 1800 BLUEBIRD 1800 LAUREL 1800 LIBERIA 1800 SILVIA 1800		IN EX	41 35	105.7 106.7	7 7	45° 45°	C C	3 3	

[ENGINE VALVES]



PARTS NO.	E.P.NO.	YEAR	ENGINE TYPE	CYL	VEHICLE		IN	DIMENSIONS						REMARKS
					NAME	MODEL	EX	HD	OL	SD	SA	HS	CG	

NISSAN :

13201-H1000 -18000 13202-H1000 -18000	VN-01-I VN-01-E	66— 76 70 —	A10 A12	4	SUNNY 1000/1200 -CHERRY 1000/1200 PULSAR 1200	B10/20,C10/20 E10 B110/120/121/122 B210/211/310/311 F10/11, C20/21/122 N10/11	IN EX	35 29	103.8 103.8	8 8	45° 45°	C C	2 2	13201-H2300 13202-H7400 H2300
13201-19901 13202-19901	VN-02-I VN-02-E	66 —	A12	4	SUNNY 1000/1200 CHERRY 1000/1200 PULSAR 1200	B10/20,C10/20 E10 B110/120/121/122 B210/211/310/311 F10/11, C20/21/122 N10/11	IN EX	35 29	103.8 103.8	8.2 8.2	45° 45°	C C	2 2	0.2 O/S
13201-19902 13202-19902	VN-03-I VN-03-E	66 —	A12	4	SUNNY 1000/1200 CHERRY 1000/1200 PULSAR 1200	B210/211/312 A10/11 F10/11120/121/710 N10/11 120Y	IN EX	35 29	103.8 103.8	8.4 8.4	45° 45°	C C	2 2	0.4 O/S
13201-H6200 13202-H6200 -H8900	VN-04-I VN-04-E	74 —	A14	4	SUNNY 1400 CHERRY 1400 VIOLET 1400 LANGLEY 1400 PULSAR 1400	B11 N10/11 C120/122	IN EX	37 30	103.8 103.8	8 8	45° 45°	C C	2 2	
13201-H9500 13202-H9500	VN-05-I VN-05-E	80 — 83 —	A15	4	SUNNY 1500 CHERRY 1500 DATSUN 1500 PULSAR 1500	U11, T11	IN EX	35 30	99.8 99.8	8 8	45° 45°	C C	2 2	
13201-D0100 13202-D0100 -D1200	VN-06-I VN-06-E	81 —	CA16	4	BLUEBIRD 1600 STANZA 1600 AUSTER 1600	U11, T11, C31S12 M10 Y30	IN EX	38 35	106.7 108	7 7	45° 45°	C C	3 3	
13201-D0200 -D1200 13202-D0100 -D1200 -D0200	VN-07-I VN-07-E	81 — 83 —	CA18 CA20	4	BLUE BIRD1800/2000 LAUREL 1800 AUSTER 1800 SILVIA 1800 STANZA1800 PRAIRIE 1800 GLORIA 2000		IN EX	40 35	106.7 108	7 7	45° 45°	C C	3 3	
13201-D2000 -D2200 13202-D0100 -D1200	VN-08-I VN-08-E	83 —	CA18 CA20	4	STANZA 2000		IN EX	41 35	106.7 108	7 7	45° 45°	C C	3 3	
13201-17F00 13202-17F00 -18F00	VN-09-I VN-09-E		CA18T	4	AUSTER 1800 STANZA 1800 BLUEBIRD 1800 LAUREL 1800 LIBERIA 1800 SILVIA 1800		IN EX	41 35	105.7 106.7	7 7	45° 45°	C C	3 3	

TECH RAY TECHNOLOGY

TECH RAY TECHNOLOGY CO., LTD.

3F-1, No.545, Sec.2, Taiwan Blvd., West Dist., Taichung City, Taiwan. (40360)

TEL: +886-4-23260119 FAX: +886-4-23268220

E-mail: jomes_wu@hotmail.com



Auto Spare Parts

PARTS NO.	E.P.NO.	YEAR	ENGINE TYPE	CYL	VEHICLE		IN EX	DIMENSIONS						REMARKS
					NAME	MODEL		HD	OL	SD	SA	HS	CG	

NISSAN :

13201-17F00 -17F01 13202-22F00	VN-10-I VN-10-E		CA18T (EUROPE)	4	PULSAR		IN EX	41 35	105.7 107	7 7	45° 45°	C D	3 3	
13201-16A00 /1 13202-16A00 /1 -D2800	VN-11-I VN-11-E	83 —	CD17	4	SENTRA 1700 PULSAR 1700 LANGLEY, LIBERTA PULSAR, SUNNY	B11, N12	IN EX	36 31	101 101	7 7	45° 45°	C C	3 3	
13201-41M00 -41M01 13202-41M00/1	VN-12-I VN-12-E		E10	4	SUNNY EB,EK,EW		IN EX	35 29	119.1 118.6	7 7	45° 45°	C C	2 2	
13201-05-M00 13201-01M00 13202-05M00 -01M00	VN-13-I VN-13-E	81 —	E13 E15	4	SUNNY 1300/1500 PULSAR 1300/1500 LANGLEY 1500 PRAIRIE 1500	B11, N10/12 M10	IN EX	37 30	118.7 118	7 7	45° 45°	C C	2 2	13201-05M00
13201-15M00 -25M00 13202-15M00 -25M00 -53A00 -63A00	VN-14-I VN-14-E	81 —	E15 (EGI)	4	PULSAR 1500	N10/12	IN EX	37 31	119.6 120	7 7	60° 45°	C C	3 3	
13201-25M00 13202-25M00	VN-15-I VN-15-E	81 —	E15	4	PULSAR 1500 (EUROPE)	N10/12	IN EX	37 31	119.6 120	7 7	60° 45°	C C	3 3	
13201-31M00 -69A00 13202-31M00 -69A00	VN-16-I VN-16-E	83 —	E16	4	SENTRA 1600 PULSAR 1600	S11P N11	IN EX	37 30	116.7 116	7 7	45° 45°	C C	2 2	13201-61A00 13202-61A00
13201-F1800 -P0500 13202-78210 -P5100 -F1800	VN-17-I VN-17-E	66 — 75	H20 H30	4	SPEDRIC, GLORIA, CABALL, CABSTAR JUNIOR, FORK, HOMER 2000, PRESIDENT 3000	130/230/ 330/340 C240 PF20 41/40 E23, 150/250 C80 FG006/007	IN EX	42 32	110.2 110.2	8.7 8.7	45° 45°	C C	2 2	13201-F1700 -78200 13202-78200 -P0500
13201-F1801 -78201 13202-P5101 -78201	VN-18-I VN-18-E	65 —	H20 H30	4	SPEDRIC, GLORIA, CABALL, CABSTAR UNIOR, FORK, HOMER 2000, PRESIDENT 3000	130/230/ 330/340 C240 PF20 41/40 E23, 150/250 C80 FG006/007	IN EX	42 32	110.02 110.02	8.9 8.9	45° 45°	C C	2 2	13201-P0501 0.2 O/S

TECH RAY TECHNOLOGY

TECH RAY TECHNOLOGY CO., LTD.

3F-1, No.545, Sec.2, Taiwan Blvd., West Dist., Taichung City, Taiwan. (40360)

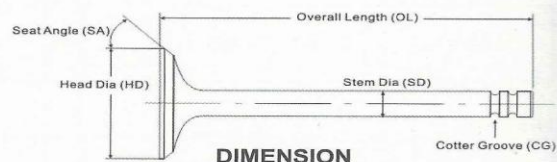
TEL: +886-4-23260119 FAX: +886-4-23268220

E-mail: jomes_wu@hotmail.com



Auto Spare Parts

[ENGINE VALVES]



PARTS NO.	E.P.NO.	YEAR	ENGINE TYPE	CYL	VEHICLE		IN	DIMENSIONS						REMARKS
					NAME	MODEL	EX	HD	OL	SD	SA	HS	CG	

NISSAN :

13201-F1802 -78202 13202-P5102 -78202	VN-19-I VN-19-E	65 —	H20 H30	4	SPEDRIC, GLORIA, CABALL, CABSTAR JUNIOR, FORK, HOMER 2000, PRESIDENT 3000	130/230/ 330/340 C240 PF20 41/40 E23, 150/250 C80 FG006/007	IN EX	42 32	110.2 110.2	9.1 9.1	45° 45°	C C	2 2	13202-P0502 0.4 O/S
13201-10601 -10610 -20600 13202-B5900 -08000 -B5910 -20600	VN-20-I VN-20-E	65 — 75	J13	4	BLUEBIRD, DATSUN TRUCK 1300	A321/521	IN EX	34.9 30	109.5 108.7	8.7 8.7	45° 45°	C C	5 5	13201-20690 13202-B3900 -D9600
13201-B5200 -73000 -01W00 13202-B5200 -01W00 -B2000 /B5000	VN-21-I VN-21-E	70 —	J15 J16	4	DATSUN TRUCK CABSTAR 1500 CARAVAN HOMER 1500/1600	N521, PA321 VE20 VSE20 T20, TE20	IN EX	37.9 32	109.5 109.5	8.7 8.7	45° 45°	C C	5 5	13201-B5100 13202-B3000 -B5100 -16700
13201-01W01 13202-01W01 -01W03 -01W13	VN-22-I VN-22-E	70 — 72 —	J15 J16	4	DATSUN TRUCK CABSTAR CARAVAN HOMER 1500	321/521/620 A320/321 E20 F20/01/02 720/ E20/23, F21	IN EX	38 32	109.5 109.5	8.7 8.7	45° 45°	C C	2 2	13201-01W03
13201-A3500 -21000 /23002 13202-23001 -21002	VN-23-I VN-23-E	66 — 77	L13 L14 20A L24 L20	4 6	BLUEBIRD 1300/1400 SUNNY 1400 CREDIC GLORIA 2000 FAIRLAD, LAUREL 2400	510/710/711/ 130/ 230 330/430. S30/30 B110/210/211 C10/30/110/ 130/210/ 230/430	IN EX	38 33	117.2 117.5	8 8	45° 45°	C C	2 2	13201-A3000 13201-A3510 13202-21003 -23002
13201-A1100 -23003 13202-23001 -23002	VN-24-I VN-24-E	67 —	L16	4	BLUEBIRD 1600 SKYLINE 1600	510/610/710/ 810/ 910 A10/11 B211 C110/210	IN EX	42 33	116.5 117.5	8 8	45° 45°	C C	2 2	13201-23000 13202-21002 -21023

TECH RAY TECHNOLOGY

TECH RAY TECHNOLOGY CO., LTD.

3F-1, No.545, Sec.2, Taiwan Blvd., West Dist., Taichung City, Taiwan. (40360)

TEL: +886-4-23260119 FAX: +886-4-23268220

E-mail: jomes_wu@hotmail.com



Auto Spare Parts

PARTS NO.	E.P.NO.	YEAR	ENGINE TYPE	CYL	VEHICLE		IN	DIMENSIONS						REMARKS
					NAME	MODEL	EX	HD	OL	SD	SA	HS	CG	
NISSAN :														
13201-A1100 13202-N0400 -N6800	VN-25-I VN-25-E	70 — 74 —	L18 L26 L20B	4 6 6	BLUEBIRD, LAUREL SKYLINE, SI VIA 1800 DATSUN PICK UP 2000 CEDRIC, GLORIA, LAUREL 2600 FAIRLADY 260Z	510/610/620/ 720 810/910/ 180B/K/J C10/11/130/ 210/ 230 R30, S30 E20	IN EX	42 35	116.5 117.5	8 8	45° 45°	C C	2 2	13201-N7000 13202-N6801 -N0401
13201-73402 13202-73402	VN-26-I VN-26-E	65 —	L20	4	CREDIC	H130	IN EX	38 33	112 112	8 8	45° 45°	C C	2 2	
13201-N4201 -N4200 13202-N6800 -N0401 -N6801	VN-27-I VN-27-E	75 —	L28	6	CEDRIC, GLORIA LAUREL 2800 FAIRLADY 280Z	330/430, S130 C31/130/230 F30, PL330/430	IN EX	44 35	116.5 117.5	8 8	45° 45°	C C	2 2	13202-N0400
13201-P7900 13202-P7900 -P7901	VN-28-I VN-28-E	80 —	L28	6	FAIRLADY 280Z		IN EX	44 35	114.2 115.2	8 8	45° 45°	C C	2 2	13201-P7980 13202-07L00
13201-P9600 13202-P9600	VN-29-I VN-29-E		L28	4	CEDRIC GLORIA LAUREL		IN EX	44 35	114.4 115.7	8 8	45° 45°	C C	2 2	
13201-V0700 13202-V0700 -V1701	VN-30-I VN-30-E	80 —	LD20 LD28	4 6	BLUEBIRD, LAUREL HOMY VANETTE 2000 CEDRIC, GLORIA SKYLINE 2800	910,C31/20/ 131/211 R30, E23, Y30 430	IN EX	39 32	117 117.4	8 8	45° 45°	C C	2 2	13201-W3400 13202-W0400 -W3400
13201-58000 /1 -C8000/1/10 13202-C0600 -C8000 -58000/2	VN-31-I VN-31-E	80 59 —	P40	6	PATROL	60	IN EX	43 36.2	131.5 131.5	8.7 8.7	45° 45°	A A	3 3	13201-C8010 13201-58002 13201-A9200 13202-58002
13201-Y5200 -90005 13202-Y5200 -C8700 -27002 -76200	VN-32-I VN-32-E	63 — 66 —	SD22 SD33	4 6	CEDRIC, CARVAN, CABALL HOMER JUNOR, CARAVAN DATSUN, TRUCK 2000 SAFARI, ATLAS	330/430/625/ 651 630/720 F20 E20/21/23 C80 C1402/240 H40 160/161 Turbo D	IN EX	38 32	117 117	8 8	45° 45°	A A	7 7	13201-H90005 13202-H76200

TECH RAY TECHNOLOGY

TECH RAY TECHNOLOGY CO., LTD.

3F-1, No.545, Sec.2, Taiwan Blvd., West Dist., Taichung City, Taiwan. (40360)

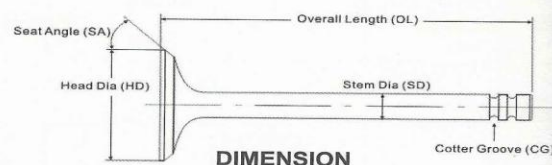
TEL: +886-4-23260119 FAX: +886-4-23268220

E-mail: jomes_wu@hotmail.com



Auto Spare Parts

[ENGINE VALVES]



PARTS NO.	E.P.NO.	YEAR	ENGINE TYPE	CYL	VEHICLE		IN	DIMENSIONS						REMARKS
					NAME	MODEL	EX	HD	OL	SD	SA	HS	CG	

NISSAN :

13201-Y5201 13202-Y5201 -C8701	VN-33-I VN-33-E		SD22 SD33	4 6	CEDRIC, CARVAN, CABALL HOMER UNOR, CARAVAN DATSUN, TRUCK 2000 SAFARI, ATLAS	330/430/652/ 651 630/720 F20 E20/21/23 C80 C1402/240 H40 160/161	IN EX	38 32	117 117	8.2 8.2	45° 45°	A A	7 7	13201-H90006 0.2 O/S 13202-H76201
13201-Y5202 13202-Y5202 -C8702	VN-34-I VN-34-E		SD22 SD33	4 6	CEDRIC, CARVAN, CABALL HOMER JUNOR, CARAVAN DATSUN, TRUCK 2000 SAFARI, ATLAS	330/430/652 /651 630/720 F20 E20/21/23 C80 C1402/240 H40 160/161	IN EX	38 32	117 117	8.4 8.4	45° 45°	A A	7 7	13201-H9007 0.4 O/S 13202-D6202
13201-L2000 13202-L2000	VN-35-I VN-35-E	83 —	SD23 SD25	4	HOMY, DATSUN, TRUCK ATLAS	720, E23, F22 H40	IN EX	40 34	117 117	8 8	45° 45°	A A	7 7	
13201-L2001 13202-L2001	VN-36-I VN-36-E		SD23 SD25	4	HOMY, DATSUN, TRUCK ATLAS		IN EX	40 34	117 117	8.2 8.2	45° 45°	A A	7 7	0.2 O/S
13201-90000 13202-90004 -90013	VN-37-I VN-37-E	63 — 74	UD3 UD4 UD5	3 4 5	DIESEL TRUCK, BUS	T. TC. TF. TV. TW U. DU UDG UEG UG	IN EX	41 35	164 142.6	10 8	60° 60°	A A	2 7	13201-90010
13201-90008 -90010	VN-38-I VN-38-E	63-73	UD6	6	DIESEL TRUCK, BUS	Z31, Y30	IN EX	41 41	164 164	10 10	60° 60°	A A	7 7	
13201-V5001 13201-V5010	VN-39-I VN-39-E	82 —	VG20	6	FAIRLADY Z CEDRIC V20 GLORIA V20	Z31, Y30	IN EX	38 33	128.1 127.5	7 8	45° 45°	C C	3 3	
13201-V5202 13202-V5210 -V6510 -42E00	VN-40-I VN-40-E	83 —	VG30	6	FAIRLANDY 300Z CEDRIC V30 GLORIA V30	720, E23, F22 H40	IN EX	42 35	125.7 124.6	7 8	45° 45°	C C	3 3	
13201-W7000 -W0500 13202-W0401	VN-41-I VN-41-E		Z16	4	SKYLINE, BLUEBIRD STANZA, AUSTER LIBERTA, ALTAS FIRE 1600	720, 811, 910 C211, A11, F22	IN EX	38 38	126.5 127.5	8 8	45° 45°	C C	2 2	
13201-W0401 -Y8780 13202-W0401 -Y8780	VN-42-I VN-42-E	78 —	Z18 Z20	4	BLUEBIRD, LAUREL, SILVIA, STANZA AUSTER 1800 DATSUN TRUCK	720/811/910 C30/31/211/231 A11	IN EX	42 38	126.5 127.5	8 8	45° 45°	C C	2 2	13201-W0500

TECH RAY TECHNOLOGY

TECH RAY TECHNOLOGY CO., LTD.

3F-1, No.545, Sec.2, Taiwan Blvd., West Dist., Taichung City, Taiwan. (40360)


TEL: +886-4-23260119 FAX: +886-4-23268220

E-mail: jomes_wu@hotmail.com



Auto Spare Parts

[ENGINE VALVES]



PARTS NO.	E.P.NO.	YEAR	ENGINE TYPE	CYL	VEHICLE		IN	DIMENSIONS						REMARKS
					NAME	MODEL	EX	HD	OL	SD	SA	HS	CG	
13201-44G00 13202-44G00 13202-87G01	VN-52-I VN-52-E		TD25	4			IN EX	41.5 37	117 117	8 8	45° 45°	A A	7 7	
13201-10B00 -01B00 13202-10B00 -01B00 -27001	VN-53-I VN-53-E	83-86	MA10 MA12	4			IN EX	35 30	109.6 109.4	7 7	45° 45°	C C	2 3	13202-27002
13201-70N00 -57Y00 13202-57Y00 -53Y00 -73Y00	VN-54-I VN-54-E	90—	B13 GA16E	4			IN EX	30 24	92.3 92.5	5.5 5.5	45° 45°	C C	7 7	13201-0M600 13202-0M600
13201-43G01/0/2 -43100/G2403 13202-43G01/0/2 -31N01 -51N00/G2403	VN-55-I VN-55-E		TD27 TD42	4	TURBO	PICK UP 2700 D21/WD21/Y60	IN EX	43.5 38	117 117	8 8	45° 45°	D D	7 7	
13201-88A00 13202-88A00 13202-87A00	VN-56-I VN-56-E VN-56-E2	88	GA14/16	8 4	IN-8 EX-4	SUNNY 1400CC SENTRA 1600CC B13/14/N14	IN EX EX	29.1 33 32	113.5 116.3 116.2	6 6.6 6.6	45° 45° 45°	D D D	7 7 7	
13201-84A00 13202-84A00/2	VN-57-I VN-57-E	87-89	GA16i	8 4	IN-8 EX-4	SENTRA 1600CC B13	IN EX	29 33	113.7 116.3	6 6.6	45° 45°	D D	7 7	
13201-53J00 13202-53J01	VN-58-I VN-58-E		U-13 SR20 SR20DE	8	16V	BLUE BIRD 2000C.C. PRIMEA	IN EX	34 30	101.4 102.3	6 7	45° 45°	C C	7 7-1	
13201-40F00 13202-40F01/00	VN-59-I VN-59-E	88—	KA24E	4			IN EX	34 40	121.3 122.3	7 8	45° 45°	C C	7 7	
13201-60J01/2/3 13202-60J00/1/2	VN-60-I VN-60-E		CD20			Almera 2.0 TD Primera 2.0 TD	IN EX	39.1 32.1	99.7 99.7	7 7	45° 45°	C C	3 3	
13201-57J01/2/3 13202-57J00/2	VN-61-I VN-61-E		CD20	4			IN EX	39.1 32.1	100.6 100.5	7 7	45° 45°	C C	3 3	
13202-40F11	VN-62-I VN-62-E		KA24				EX	32	98.1	7	45°	C	7	
13201-95005 13202-95003	VN-63-I VN-63-E		NE6	8		TRUCK 7400CC 86-	IN EX	52 43	143 143.5	10 10	45° 45°	D D	7 7	FGM
13201-97008 13202-97014 -97016 -97009	VN-64-I VN-64-E		RF RF8	8		TRUCK	IN EX	60 52	161 161.5	10 12	45° 45°	D D	7 7	

TECH RAY TECHNOLOGY

TECH RAY TECHNOLOGY CO., LTD.

3F-1, No.545, Sec.2, Taiwan Blvd., West Dist., Taichung City, Taiwan. (40360)

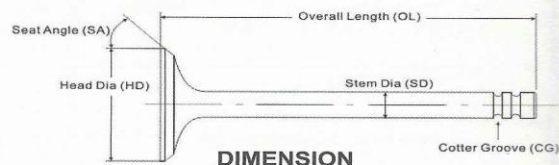
TEL: +886-4-23260119 FAX: +886-4-23268220

E-mail: jomes_wu@hotmail.com



Auto Spare Parts

[ENGINE VALVES]



PARTS NO.	E.P.NO.	YEAR	ENGINE TYPE	CYL	VEHICLE		IN	DIMENSIONS						REMARKS
					NAME	MODEL	EX	HD	OL	SD	SA	HS	CG	

NISSAN :

13201-44G00 13202-44G00 13202-87G01	VN-52-I VN-52-E		TD25	4			IN EX	41.5 37	117 117	8 8	45° 45°	A A	7 7	
13201-10B00 -01B00 13202-10B00 -01B00 -27001	VN-53-I VN-53-E	83-86	MA10 MA12	4			IN EX	35 30	109.6 109.4	7 7	45° 45°	C C	2 3	13202-27002
13201-70N00 -57Y00 13202-57Y00 -53Y00 -73Y00	VN-54-I VN-54-E	90—	B13 GA16E	4			IN EX	30 24	92.3 92.5	5.5 5.5	45° 45°	C C	7 7	13201-0M600 13202-0M600
13201-43G01/0/2 -43100/G2403 13202-43G01/0/2 -31N01 -51N00/G2403	VN-55-I VN-55-E		TD27 TD42	4	TURBO	PICK UP 2700 D21/WD21/Y60	IN EX	43.5 38	117 117	8 8	45° 45°	D D	7 7	
13201-88A00 13202-88A00 13202-87A00	VN-56-I VN-56-E VN-56-E2	88	GA14/16	8 4	IN-8 EX-4	SUNNY 1400CC SENTRA 1600CC B13/14/N14	IN EX EX	29.1 33 32	113.5 116.3 116.2	6 6.6 6.6	45° 45° 45°	D D D	7 7 7	
13201-84A00 13202-84A00/2	VN-57-I VN-57-E	87-89	GA16i	8 4	IN-8 EX-4	SENTRA 1600CC B13	IN EX	29 33	113.7 116.3	6 6.6	45° 45°	D D	7 7	
13201-53J00 13202-53J01	VN-58-I VN-58-E		U-13 SR20 SR20DE	8	16V	BLUE BIRD 2000C.C. PRIMELA	IN EX	34 30	101.4 102.3	6 7	45° 45°	C C	7 7-1	
13201-40F00 13202-40F01/00	VN-59-I VN-59-E	88—	KA24E	4			IN EX	34 40	121.3 122.3	7 8	45° 45°	C C	7 7	
13201-60J01/2/3 13202-60J00/1/2	VN-60-I VN-60-E		CD20			Almera 2.0 TD Primera 2.0 TD	IN EX	39.1 32.1	99.7 99.7	7 7	45° 45°	C C	3 3	
13201-57J01/2/3 13202-57J00/2	VN-61-I VN-61-E		CD20	4			IN EX	39.1 32.1	100.6 100.5	7 7	45° 45°	C C	3 3	
13202-40F11	VN-62-I VN-62-E		KA24				EX	32	98.1	7	45°	C	7	
13201-95005 13202-95003	VN-63-I VN-63-E		NE6	8		TRUCK 7400CC 86-	IN EX	52 43	143 143.5	10 10	45° 45°	D D	7 7	FGM
13201-97008 13202-97014 -97016 -97009	VN-64-I VN-64-E		RF RF8	8		TRUCK	IN EX	60 52	161 161.5	10 12	45° 45°	D D	7 7	

TECH RAY TECHNOLOGY

TECH RAY TECHNOLOGY CO., LTD.

3F-1, No.545, Sec.2, Taiwan Blvd., West Dist., Taichung City, Taiwan. (40360)

TEL: +886-4-23260119 FAX: +886-4-23268220

E-mail: jomes_wu@hotmail.com



Auto Spare Parts

PARTS NO.	E.P.NO.	YEAR	ENGINE TYPE	CYL	VEHICLE		IN EX	DIMENSIONS						REMARKS
					NAME	MODEL		HD	OL	SD	SA	HS	CG	
NISSAN :														
13201-25501/7 13202-25502/10	VN-65-I VN-65-E		FE6T/B FE FD6	6			IN EX	48.5 39.7	130.6 131	9 9	60° 45°	A A	16 16	
13201-53Y00/ 73Y00 /2M200 13201-57Y00/55Y00 70N00/OM600 13202-53Y00/57Y00 55Y00/OM600	VN-66-I VN-66-II VN-66-E		B13/FG16 D GA14/15/16D	4	16V	SUNNY1400C.C. SENTRA1600C.C. B13/14/N14	IN IN EX	29 30 24	92.2 92.3 92.6	5.5 5.5 5.5	45° 45° 45°	C C C	7 7 7	
13201-02N00 13202-02N01	VN-67-I VN-67-E		TD23	6 4			IN EX	40 35	117.2 117	8 8	45° 45°	C C	7 7	
13201-72Y00 13202-72Y00	VN-68-I VN-68-E		GA13DS GA13	6	16V	SENTRA1300C.C.	IN EX	26.5 21.5	92.2 92.4	5.5 5.5	45° 45°	C C	7 7	
13201-05E00 13202-05E00 -23E00/10	VN-69-I VN-69-E		LD20-II	4			IN EX	39.2 32.2	118.2 118.2	8 8	45° 45°	D D	2 2	
13201-95006 13202-95003	VN-70-I VN-70-E	86—	NE6T				IN EX	52 43	143.8 143.5	10 10	60° 45°	D D	7 7	
13201-02N00 13202-87G01	VN-71-I VN-71-E		BD25	4			IN EX	40 37	117.2 117	8 8	45° 45°	C A	7 7	
13201-31U01 13202-31U01	VN-72-I VN-72-E	96	VQ20	V6		MAXIMA2000C.C.	IN EX	29 24	104 101.5	6 6	45° 45°	C C	7 7	
13201-2W201/0 13202-2W201/0	VN-73-I VN-73-E	00	ZD30	4		URVAN3000C.C.	IN EX	32 30	113.3 113.4	7 7	45° 45°	D D	7 7	
13201-00QAA 13202-00QAA	VN-74-I VN-74-E			8		PLATINA 16V	IN EX	32.7 28	109.3 107.5	5.5 5.5	45° 45°	C A	7 7	
13201-1W400 13202-1W400	VN-75-I VN-75-E	98—	QD32	4			IN EX	45.5 39	117 117	8 8	45° 45°	D D	7 7	
13201-50K00 13202-50K00	VN-76-I VN-76-E		H15 H20II	4	FORKLIFT		IN EX	35.1 30.1	109.7 109.2	7 7	45° 45°	C C	2 2	
13201-47U01 13201-38U00 13202-47U02 13202-38U02	VN-77-I VN-77-E		VQ30	12			IN EX	36 31.3	97.6 95.1	6 6	45° 45°	C C	7.1 7.1	
13201-03J00 -03J10 13202-03J00	VN-78-I VN-78-E	88—	TB42	6		PATROL Y60 4200C.C.	IN EX	47 38	118.2 119	8 8	45° 45°	C C	2 2	
13201-96008/9 13202-96006	VN-79-I VN-79-E		PF6	6			IN EX	57.6 54	158.5 157.6	12 12	60° 45°	C C	7 7	
13201-0M200 13202-0M200	VN-80-I VN-80-E		GA16DE	8	16V		IN EX	30 25	92.2 92.6	5.5 5.5	45° 45°	C C	7 7	
13201-01Z00 13202-01Z00	VN-81-I VN-81-E		YU41				IN EX	48.5 39.4	129.4 129.4	9 9	60° 45°	D D	7 7	
13201-40L01 13201-40L00/01	VN-82-I VN-82-E		RD28T	6			IN EX	39.1 32.1	101.9 101.8	7 7	45° 45°			
13201-97010 13202-97069 -97064	VN-83-I VN-83-E		RH8	8			IN EX	52 48	165.1 164.9	10 10	45° 45°			
91H2001350 91H2001360	VN-84-I VN-84-E		K21/K25				IN EX	38.2 32.1	99.1 99.2	7 7	45° 45°	C C	3 3	

TECH RAY TECHNOLOGY

TECH RAY TECHNOLOGY CO., LTD.

3F-1, No.545, Sec.2, Taiwan Blvd., West Dist., Taichung City, Taiwan. (40360)

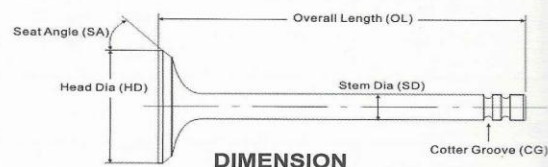
TEL: +886-4-23260119 FAX: +886-4-23268220

E-mail: jomes_wu@hotmail.com



Auto Spare Parts

[ENGINE VALVES]



PARTS NO.	E.P.NO.	YEAR	ENGINE TYPE	CYL	VEHICLE		IN	DIMENSIONS						REMARKS
					NAME	MODEL	EX	HD	OL	SD	SA	HS	CG	

OPEL :

641002	VOP-01-I			4		OPEL CORSA	IN	33	104.6	7	45°	C	7	
90323519	VOP-01-E					M-1.6	EX	29	104.8	7	45°	C	7	
641302														
641022	VOP-02-I			4		ASTRA 1.8	IN	32	102.1	6	45°	D	8	
4500849	VOP-02-E						EX	29	93	6	45°	D	8	
641325														
4500864														
29287	VOP-03-I					CORSA	IN	33	105	7	45°	C	7	
29296	VOP-03-E						EX	29	104.4	7	45°	D	7	
	VOP-04-I			8		OPEL 1.8	IN	31.1	101.3	5	45°	C	11	
	VOP-04-E					16V	EX	27.5	100.5	5	45°	A	11	
	VOP-05-I			8		OPEL 2.0	IN	35	102.4	6	45°	C	11	
	VOP-05-E					16V	EX	30.2	101.4	6	45°	A	11	
641034	VOP-06-I			8	Vectra 6 1.6	Tigra 1.4/1.6	IN	31	103.1	6	45°	C	11	
641340	VOP-06-E				Corsa B CDX 1.41	Corsa 6 GSi 1.6i	EX	27.5	102.2	6	45°	C	11	
						Astra 1.6i (66/74/78kw)								

HILLMAN :

1218394	VHI-01-I			4	PAYKAN	HILLMAN (HUNTER)	IN	36.4	118.4	8	45°	C	7	
1218383	VHI-01-E					1725CC	EX	30	118.6	8	45°	A	7	
71262713	VHI-02-I		STD	4		HILLMAN (AVENGER)	IN	38	110	8	45°	C	7	25552400
71250985	VHI-02-E					1600CC	EX	31.2	110	8	45°	C	7	25552800
71262714	VHI-03-I		STD +0.076	4		HILLMAN (AVENGER)	IN	38	110	8	45°	C	7	25552500
71250986	VHI-03-E					1600CC NEW	EX	31.2	110	8	45°	C	7	25552900
71262715	VHI-04-I		O/S +0.38	4			IN	38	110	8.3	45°	C	7	25552600
71250987	VHI-04-E						EX	31.2	110	8.3	45°	C	7	25553300
71262716	VHI-05-I		O/S +0.74	4			IN	38	110	8.7	45°	C	7	25552700
71250988	VHI-05-E						EX	31.2	110	8.7	45°	C	7	25553100

PASSAT :

	VP-01-I				PASSAT 744		IN	34	98.6	8	45°	D	7	
	VP-01-E				PASSAT 743		EX	31	98.6	8	45°	D	7	

PERKINS :

V3363	VPK-01-A	53		3	31431281	D3, 152	IN	39	114.3	8	45°	A	7	
V3364	VPK-01-E	70			31431591	MARINE DIESEL	EX	33.3	114.3	8	45°	C	7	
					31431271									
					31431941									
V3365	VPK-02-I	60		6	31431641	4236 TRACTOR 6.354	IN	44.3	123	9.5	45°	A	7	
V3366	VPK-02-E				31431109	6.352(STD) MARINE DIESEL	EX	36.6	123.2	9.5	45°	A	7	
V34789	VPK-02-E2				31431881		EX	36.5	123.3	9.5	45°	A	7	
	VPK-03-I			6	31431401		IN	44.5	123	9.6	45°	A	7	0.1 O/S
	VPK-03-E				31431882		EX	36.5	123.3	9.6	45°	A	7	
	VPK-04-I			4	31431981		IN	39	114.2	8	30°	C	7	
	VPK-04-E				31431991		EX	33.4	114.4	8	30°	A	7	

TECH RAY TECHNOLOGY

TECH RAY TECHNOLOGY CO., LTD.

3F-1, No.545, Sec.2, Taiwan Blvd., West Dist., Taichung City, Taiwan. (40360)

TEL: +886-4-23260119 FAX: +886-4-23268220

E-mail: jomes_wu@hotmail.com



Auto Spare Parts

PARTS NO.	E.P.NO.	YEAR	ENGINE TYPE	CYL	VEHICLE		IN EX	DIMENSIONS						REMARKS
					NAME	MODEL		HD	OL	SD	SA	HS	CG	

PEUGEOT :

0948-30 0949-28/23	VPG-01-I VPG-01-E		204	4	PEUGEOT 204		IN EX	37 29.5	126.4 125.5	8 8	60° 45°	C C	7 7	
0948-47 0949-52	VPG-02-I VPG-02-E		305	4	PEUGEOT 305		IN EX	40 33	109 108.2	8 8	45° 45°	C A	7 7	
0948-34 0949-21/27	VPG-03-I VPG-03-E		404	4	PEUGEOT 404		IN EX	41.5 35.5	118.5 112	8 8	60° 45°	C C	7 7	0948-30 0949-21
0948-33/29 0949-27/21	VPG-04-I VPG-04-E		504 STD	4	PEUGEOT 504	504 INYECCION 1.8L	IN EX	42.5 35.5	118.5 112	8 8	60° 45°	C C	7 7	0948-29
0948-55 0949-55/56 0949-69	VPG-05-I VPG-05-E		505	4	PEUGEOT 505	505 INYECCION 2.0L	IN EX	42.6 35.6	118.6 112.1	8 8	60° 45°	C C	7 7	
0948-27 0948-41 0949-27 -25/39	VPG-06-I VPG-06-E		404D	4	PEUGEOT 404(D)	柴油	IN EX	40.4 33.5	117 116.2	8.5 8.5	45° 45°	C A	7 7	
0948-34 -37 0949-25	VPG-07-I VPG-07-E		504D	4	PEUGEOT 504(D)	柴油	IN EX	40.4 33.5	116.3 116.4	8.5 8.5	45° 45°	C A	7 7	
0948-37 0949-25 / 39	VPG-08-I VPG-08-E		505D	4	PEUGEOT 505(D)	柴油	IN EX	40.4 33.5	116.3 116.4	8.5 8.5	45° 45°	A A	7 7	
0948-59 / 63 0949-60 / 47 0949-64 / 73 / 74 9751669380	VPG-09-I VPG-09-E		205D	4	Diesel	柴油	IN EX	38.5 33	112.4 112	8 8	45° 45°	A A	7 7	
0948-58/91 0949-59	VPG-10-I VPG-10-E		206	4			IN EX	36.7 29.2	112.8 112.6	7 7	30° 45°	A A	7 7	
0948-54 0949-54	VPG-11-I VPG-11-E		309 405	4			IN EX	39.5 33	105.2 105.2	8 8	45° 45°	A A	7 7	
0948-56 0949-57	VPG-12-I VPG-12-E		309 405/305	4			IN EX	41.6 34.5	108.9 108.4	8 8	45° 45°	A A	7 7	
0948-99 0949-99	VPG-13-I VPG-13-E			4		Citroen 1.8/2.0 206GTI	IN EX	33.3 28.9	106.1 103.6	6 6	45° 45°	D A	11 11	
0948-86/92 0949-92	VPG-14-I VPG-14-E			8		306 Rallye 306 2.0 16V 106 1.8 16V Coupe 2.0 16V	IN EX	34.6 29.6	106.3 105.7	6 6	45° 45°	A A	7 7	
0948-61 0949-62/77	VPG-15-I VPG-15-E			8		106SL/S 1.8 16V 405MI 16/4*4 309 GTI 16 306ST/SV/2.0 16V	IN EX	34.6 29.6	106.4 105.8	7 7	45° 45°	A A	11 11	

TECH RAY TECHNOLOGY

TECH RAY TECHNOLOGY CO., LTD.

3F-1, No.545, Sec.2, Taiwan Blvd., West Dist., Taichung City, Taiwan. (40360)

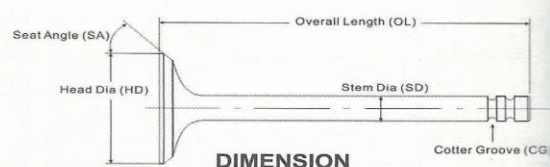
TEL: +886-4-23260119 FAX: +886-4-23268220

E-mail: jomes_wu@hotmail.com



Auto Spare Parts

[ENGINE VALVES]



PARTS NO.	E.P.NO.	YEAR	ENGINE TYPE	CYL	VEHICLE		IN	DIMENSIONS						REMARKS
					NAME	MODEL		HD	OL	SD	SA	HS	CG	

RENAULT :

	VR-01-I			4	R4		IN	28.2	73	7	45°	D	7	
	VR-01-E						EX	25	73.7	7	45°	D	8	
	VR-02-I				4L		IN	28.2	73.2	7	45°	D	3	
	VR-02-E				R4L		EX	25	73.7	7	45°	D	8	
7701458186/0	VR-03-I			4	R5, R12 R5GTL	RENAULT	IN	33.3	89.8	7	45°	C	7	7700509771
7701458190	VR-03-E				1100/1300		EX	30.3	89.2	7	45°	C	8	7700505115
7700561318	VR-04-I		688		4S		IN	33.3	89.8	7	45°	C	3	
7700505115	VR-04-E						EX	30.1	89.2	7	45°	C	8	
7700639627					18TL		IN	34	91.5	7	30°	C	7	7700561319
7701462385	VR-05-I				C3G		EX	29	89	7	45°	C	8	7700505115
7701462137	VR-05-E													
7700638247														
7700629763	VR-06-I				18GTS		IN	36	105	8	45°	C	7	
7700639199	VR-06-E				R18		EX	31.5	103.7	8	45°	C	11	
7701463081	VR-07-I				R21		IN	38	111.5	8	30°	A	7	
7701463510	VR-07-E						EX	32.4	111.4	8	45°	C	7	
TT01462137	VR-08-I				R9, R11	RENAULT 1400	IN	34	91.5	7	45°	C	7	
TT01461802	VR-08-E						EX	29	89	7	45°	C	8	
7701468960	VR-09-I		F3P-670	4		LANGUNA 1.8 8V	IN	40	115.6	8	45°	A	7	
7701468961	VR-09-E		F3R-728/729			2.0	EX	32.6	115.3	8	45°	A	7	
	VR-10-I		F4R			RENAULT 19	IN	33.4	110	5.5	45°	C	7	
	VR-10-E					CLIO 1.8 16V	EX	29	108.9	5.5	45°	C	7	
7438610007	VR-11-I		N7Q				IN	31	104.4	7	45°	C	11	
7438610008	VR-11-E						EX	27	103.3	7	45°	C	11	
	VR-12-I		K4M				IN	32.7	109.5	5.5	45°	D	7	
	VR-12-E						EX	28	107.7	5.5	45°	C	7	
	VR-12-I		K9K				IN	33.4	101	6	45°	C	11	
	VR-12-E						EX	29	100.7	6	45°	D	11	
	VR-13-I		D4F				IN	26	110.8	5.5	45°	D	11	
	VR-13-E						EX	22.1	112.5	5.5	45°	C	11	
3464	VR-14-I					CLIO	IN	33.6	110.3	5.5				
3865	VR-14-E					MEGANE2.0	EX	29	109.3	5.5				

TECH RAY TECHNOLOGY CO., LTD.

TEL: +886-4-23260119 FAX: +886-4-23268220



TECH RAY TECHNOL
Auto Spare Parts

Auto Spare Parts

31555-7010	VS-01-I	71	EA63	4	LEONE 1200/1300/1400	A22/24/25/ 32/33	IN	36.5	108.5	8	45°	C	7								
41556-3410	VS-01-E	—	EA64			A62/64/65	EX	32.6	109	8	45°	D	7								
41556-7110	VS-01-EI	79	EA65			AF1, H1 AM1/2	EX	32.6	109.3	8	45°	D	7								
31555-4300	VS-02-I VS-02-E	76	EA71	4	LEONE 1600		IN	39.6	109	8	45°	C	2								
31556-4300		—					EX	34.6	109	8	45°	A	2								
41556-7000 -7010		77																			
31555-4310	VS-03-I	75	EA71	4	LEONE 1600/1800 BART	A26/27/33/ 34/66	IN	39.6	109	8	45°	C	7								
41556-3220	VS-03-E	—	EA81			A67/69, A82/3/4/5									EX	34.6	109.3	8	45°	C	7
7020						AF2/3/5 AM2/3/4/5 AJ5 AW2															
41555-7000	VS-04-I VS-04E	79	EA71	4	LEONE 1600/1800 BART	A26/27/33/ 34/66	IN	41.4	109.6	8	45°	C	7	41556-7210							
-7100		—	EA81			A67/69, AB2/3/4/5									EX	35.2	109.5	8	45°	C	7
1556-7200 -7300															AF2/3/5 AM2/3/4/5 AJ5 AW2						
41555-5400	VS-05-I	77	EK23	2	REX		IN	35	111	7	45°	C	5								
41556-5400	VS-05-E	—					EX	30	110.6	7	45°	C	5								
41555-5500	VS-06-I	83	EF10	3	DOMIGO	XJ 5/6	IN	36	111	7	45°	C	5								
41556-5410	VS-06E	—	EK23	2	REX500	K23/43/75/	EX	30	110.3	7	45°	C	5								
41556-5500	VS-06-EI	77			SAMBA 500	76/85	EX	30	110.6	7	45°	C	5								
13201-AA190	VS-07-I		EJ22	4	Legacy Impreza 2.0 Sport look		IN	32.5	101	6	45°	C	7								
13202-AA110	VS-07-E						EX	28	101.2	6	45°	C	7								
13202-AA190																					
13201-KA111	VS-08-I VS-08-E		EF12				IN	29	108	7	45°	C	7								
-KA121/KA181							EX	33	108.3	7	45°	C	7								
13202-KA161																					
13201-AA310	VS-09-I VS-09-E	98	EJ25	4	FORSTER2500C.C. IMPREZA LEGACY	16V	IN	36	106	6	45°										
-AA340							EX	32	106.2	6	45°										
13202-AA320 -AA350																					

TECH RAY TECHNOLOGY

TECH RAY TECHNOLOGY CO., LTD.

3F-1, No.545, Sec.2, Taiwan Blvd., West Dist., Taichung City, Taiwan. (40360)

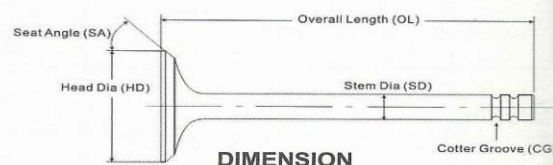
TEL: +886-4-23260119 FAX: +886-4-23268220

E-mail: jomes_wu@hotmail.com



Auto Spare Parts

[ENGINE VALVES]



PARTS NO.	E.P.NO.	YEAR	ENGINE TYPE	CYL	VEHICLE		IN	DIMENSIONS						REMARKS
					NAME	MODEL		HD	OL	SD	SA	HS	CG	

SUZUKI :

12911-24400			GS125											
-04B00	VSU-01-I		GS185	4		ALT-185	IN	30	90.5	5.5	45°	C	7	
12912-24400	VSU-01-E		GN125			LT-185	EX	26	89.4	5.5	45°	C	7	
-04B00														
12911-73000 /														
78101		78												12911-73010
-73001		—	F5A	3		SS40/41/81 S120								-73011 / 2
-73002	VSU-02-I	78	F8A	3	FRONTE, ALTO	ST40/41/80/90/	IN	31.6	110	7	45°	C	7	-84000
12915-73000 /	VSU-02-E	—	F10A	4	CARRY, CERVO	308	EX	27.6	109.5	7	45°	A	7	12915-73011 / 2
78101		83	LJ50	3		SJ20/30/401								-84000
-73001		—				LJ80/81								-84010
-73002														
-73010														
12911-82000/10	VSU-03-I	83	G10	4	JIMNY	SJ410	IN	36	115.6	7	45°	C	7	
12915-82000/10	VSU-03-E	—	F10A	3	CULTUS	AA41	EX	30	114.6	7	45°	D	7	
-82050			G13 A/B	4		SJ413								
-82062														
12911-05211	VSU-04-I		GS125	4		ALT-125E	IN	30	90.5	5.5	45°	C	7	
12915-05211	VSU-04-E					LT-125	EX	26	89.5	5.5	45°	C	7	
12911-18A00	VSU-05-I					LT-230	IN	32	88.8	5.5	45°	C	7	
12912-18A00	VSU-05-E						EX	28	87.8	5.5	45°	C	7	
12911-38200	VSU-06-I		GN250			LT250 OFF/85	IN	26	97.7	5.5	45°	C	7	
12912-38200	VSU-06-E						EX	22	93.4	5.5	45°	C	7	
12911-81400														
12911-61C00	VSU-07-I		F6AG	3			IN	25.6	92.6	5	45°	A	7	
12915-81400	VSU-07-E		F6A				EX	22.4	80.8	5	45°	A	7	
12911-70B00														
-78B00/70B30	VSU-08-I		F6A	3			IN	31.6	110.6	5.5	45°	C	7	
12915-70B00	VSU-08-E		F5B				EX	27.6	110	5.5	45°	A	7	
-78B00														
12911-09401	VSU-09-I		FB50				IN	20	71	5	45°	C	7	
12912-09401	VSU-09-E						EX	17	71	5	45°	C	7	
12911-30A02	VSU-10-I		FB100				IN	24	67.8	4.98	45°	C	7	
12912-30A01	VSU-10-E						EX	21	67.3	5.03	45°	C	7	

TECH RAY TECHNOLOGY

TECH RAY TECHNOLOGY CO., LTD.

3F-1, No.545, Sec.2, Taiwan Blvd., West Dist., Taichung City, Taiwan. (40360)

TEL: +886-4-23260119 FAX: +886-4-23268220

E-mail: jomes_wu@hotmail.com



Auto Spare Parts

PARTS NO.	E.P.NO.	YEAR	ENGINE TYPE	CYL	VEHICLE		IN	DIMENSIONS						REMARKS
					NAME	MODEL	EX	HD	OL	SD	SA	HS	CG	

SUZUKI :

12911-02400 12912-02400	VSU-11-I VSU-11-E		FD80				IN EX	24 19	69.4 71.4	5 5	45° 45°	C C	7 7	
	VSU-12-I VSU-12-E		FB90				IN EX	24 19	68.7 68.7	5 5	45° 45°	C C	7 7	
12911-60A10 96057952 12915-60A50/00 96057953/96067994	VSU-13-I VSU-13-E	86—	G16A	4	16V	ESCUDO 1600CC VITARA SE416	IN EX	36.6 32.5	115.6 114.6	7 7	45° 45°	C C	7 7	
12911-80B00 12915-80B00	VSU-14-I VSU-14-E		F5B NEW	4			IN EX	23.1 29.5	110.3 119.4	5.5 7	45° 45°	C C	7 7	
12911-30D00 12912-30D00	VSU-15-I VSU-15-E		SHOGUND		FD115 VIVA		IN EX	25 25	67.2 66.7	5 5	45° 45°	C C	7 7	
12911-71C00 12915-71C50	VSU-16-I VSU-16-E	90—	G16A GA16A	4	16V	VITRA 1600CC SF416	IN EX	29.2 25	92.2 80	5.5 5.5	45° 45°	C D	7 7	
12911-86511/00 12915-86510/00 86561/86561-000	VSU-17-I VSU-17-E		G13A	4		SWIFT 1300CC AA33/AB33	IN EX	29 24.1	105.2 104.6	5.5 5.5	45° 45°	D D	7 7	
12911-86FA0 12915-86F50	VSU-18-I VSU-18-E		J20A	4			IN EX	33 28	86.2 86	6 6	45° 45°	C C	7 7	
12911-23F60/00 12915-23F60/00	VSU-19-I VSU-19-E						IN EX	25 22	80 79.6	5 5	45° 45°	C C	7 7	
12911-14D01/10 12912-14D01/10	VSU-20-I VSU-20-E				SKY WAVE250 DR350		IN EX	30.5 27	93 92.6	5 5	45° 45°	C C	7 7	
12911-15D01 12912-15D01	VSU-21-I VSU-21-E				SKY WAVE250 DR250		IN EX	28.3 25	94.9 94.6	5 5	45° 45°	C C	7 7	
12911-28G20-000 12912-33G10-000	VSU-22-I VSU-22-E						IN EX	25 22	72.9 72.8	5 5				
	VSU-23-I VSU-23-E		GZ125				IN EX	27 22.9	81 80	5 5	45° 45°	C C	7 7	

TOYOTA :

13711-15010 13711-15030 13715-15010	VT-01-I VT-01-E	78 —	2A 3A 4A	4	CARINA, 1500/1600(G) CELICA 1600 FERCEL 1300/1500 CORSA 1300/1500 COROLLA 1300/1500/1600 SPRINTER 1500/1600	AA60/63 AE71/72 AE80/81/82/83 /85/86 AT140.150 AL 10/11/12/ 15/21/22	IN EX	36 31	107 107	7 7	45° 45°	A A	3 3	
13711-56010 13715-56010	VT-02-I VT-02-E	72 —	B	4	LANDCRUISER(D) COASTER TOYOACE DYNA	BJ40/43 BK30 BY31 BU10/12/15/19 20/22/30/35	IN EX	45 37.5	128.1 127.9	9 9	45° 45°	A A	3 3	
-56020 /40 13711-56030/1 -56020 / 40 13715-56030/1	VT-03-I VT-03-E	77 —	2B	4	LANDCRUISER(D) COASTER TOYOACE DYNA	BJ 40/41/43/44/60 BU 10/12/15/19/20 22/30/31/35/36 BK 30	IN EX	45 37.5	128 127.9	9 9	45° 45°	A A	7 7	

TECH RAY TECHNOLOGY

TECH RAY TECHNOLOGY CO., LTD.

3F-1, No.545, Sec.2, Taiwan Blvd., West Dist., Taichung City, Taiwan. (40360)


TEL: +886-4-23260119 FAX: +886-4-23268220

E-mail: jomes_wu@hotmail.com



Auto Spare Parts

[ENGINE VALVES]



PARTS NO.	E.P.NO.	YEAR	ENGINE TYPE	CYL	VEHICLE		IN	DIMENSIONS						REMARKS
					NAME	MODEL		HD	OL	SD	SA	HS	CG	

TOYOTA :

13711-58010 13715-58010/11	VT-04-I VT-04-E	81 —	3B	4	LANDCRUISER(D) COASTER DYNA	BJ 40/60 BU 23 BB 20/31	IN EX	46 41	128 127.8	9 9	45° 45°	D D	7 7	
13711-64010 13715-64010 -64020 -64021	VT-05-I VT-05-E	81 — 83 —	1C 2C 2C-T	4	CAMRY 1800VISTA 1800(D) COROLLA 1800CORONA 1800TOWNACE 1800/2000 SPRINTER 1800	CV10, SV12 CA67, CM25 CE70/71/8081/82 CT 140/147, CR21/26	IN EX	38.5 32.5	106.5 106.5	8 8	45° 45°	D D	7 7	
13711-76011/0 -76012 -76013 13715-76011 -76012 -76013/4	VT-06-I VT-06-E	59 — 74 —	D 2D	6	TRUCK DA/DC BUS DB/DR FORK LIFT,TRACTOR(D) SHOVEL ROADER	DR 10/11/15/115 DC80 DA80/90/95 100/110/115/116 DB90/92/95/ 100/102/105 FD 60/100 SDT 35 SD2300/2500	IN EX	47 43	161.5 161.5	10 10	45° 45°	A A		
13711-77010 13715-77010	VT-07-I VT-07-E	59 —	2D	6	TRUCK DA/DC BUS DB/DR FORK LIFT, TRACTOR(D) SHOVEL ROADER	DB90/92/95/ 100/102/105 DR 10/11/15 DA90/92/95/ 100/102/105	IN EX	47 43	158.6 158.6	10 10	45° 45°	A A	3 3	
13711-10020 13712-10010 13715-10030	VT-08-I VT-08-E	84 —	1E 2E	4	COROLLA TRUNO STARLET AE80	EE80 EP7	IN EX	30 21 31	92.3 98.6 92.3	6 6 6	45° 45° 45°	C A A	7 7 7	
13711-60020 13715-60031	VT-09-I VT-09-E	65 —	F FA	6	BUS, LANDCRUISER, TURCK MASSY,DYNA, TRACTORFORK LIFT(G)	FS45, FB100 FJ40 FJ40/43/45/ 55/56/60 FA100/110/115 FC 10/22 100 FT35 TT3500	IN EX	46 37.5	125 125	8 8	45° 45°	C C	3 3	
1371160021 13715-60032	VT-10-I VT-10-E	74 —	2F	6	LANDCRUISER(G) TRUCK		IN EX	46 37.5	125 125	8 8	45° 45°	C C	11 11	

TECH RAY TECHNOLOGY CO., LTD.

TEL: +886-4-23260119 FAX: +886-4-23268220




TECH RAY TECHNOL
Auto Spare Parts

Auto Spare Parts

PARTS NO.	E.P.NO.	YEAR	ENGINE TYPE	CYL	VEHICLE		IN	DIMENSIONS						REMARKS
					NAME	MODEL	EX	HD	OL	SD	SA	HS	CG	
TOYOTA :														
13711-81020/10 -80021 13715-81030 13715-81020 -81040	VT-11-I VT-11-E VT-11-E1	82 — 84 — 82 —	2F 3F 4F	6	LANDCRUISER (G)	EJ7140	IN EX EX	46 37.5 37.5	125 25 127.9	8 8 8	45° 45° 45°	C C C	11 3	
13711-70010 -70020 13715-70010 -70020	VT-12-I VT-12-E	80 —	1G	6	CELICA 2000(G) CROWN 2000 SOARER 2000 MARK II 2000 CHASER 2000 CRESTA 2000	GA61 GZ10 GS110/111/126 GS50/60/61	IN EX	36 31	109.5 109.5	7 7	45° 45°	C D	3 3	
13711-68010 13715-68010	VT-13-I VT-13-E	69 — 79 —	H 2H	6	DYNA, COASTER(D) RORK, TRACTOR COASTER, TOYOACE SHOVEL	HU 15/30 FD 35 HJ 60 HB 30	IN EX	35	120.8 120.8	9 9	45° 45°	D D	7 7	
13711-46010-3 13715-46011/ 0 -46012 -46013	VT-14-I VT-14-E	65 — 70 68—	J 2J	4	TOYOACE(D) DYNA COASTER	JK 170/171 TD 17 JY16 JU 10/12/15/18 SDK8 SD7 FD28	IN EX	40.5 33.5	120.5 120.5	9 9	45° 45°	A A	3 3	
13711-48010 13715-48010	VT-15-I VT-15-E		2J	4	COROLLA(G) PUBLICA STARLET		IN EX	40.5 33.5	120.8 120.8	9 9	45° 45°	D D	7 7	
13711-22011 13715-22011	VT-16-I VT-16-E	66 —	K	4	STARLET 1000/1200 (G) PULICA 1000/1200 LITEACE TOWNACE COROLLA 1200 HILUX SPRINTER 1200	KE15,16	IN EX	34 28	100 100	8 8	45° 45°	C C	3 3	
13711-24010/21 -24020 13715-24010/11 -20/21	VT-17-I VT-17-E	69 — 76 69 — 77	2K 3K	4	COROLLA 1200/1300(G) SPRINTER 1200/1300 STARLET 1200/1300 CARIAN 1500 LITEACE PUBLICA 1200 TOWNACE HILUX	KP10/30/31/36/ 37/38/40 KE11/17/18/20/ 25/26/30 KE36/40/45/60 KM10 KP42/45/47/50 /51/62	IN EX	36 29	100 100	8 8	45° 45°	C C	10 10	

[ENGINE VALVES]



PARTS NO.	E.P.NO.	YEAR	ENGINE TYPE	CYL	VEHICLE		IN EX	DIMENSIONS						REMARKS
					NAME	MODEL		HD	OL	SD	SA	HS	CG	

TOYOTA:

13711-24011/2		69 — 77			COROLLA 1200/1300(G) SPRINTER 1200/1300	KE11/17/18/20/ 25/26/30/36/40/45/ 50/55/56/60/65/70/ 71/72/73	IN	36	100	8	45°	C	3	
13715-24012	VT-18-I VT-18-E	78 — 83	3K 4K 5K	4	STARLET 1200/1300 CARIAN 1500 LITEACE PUBLICA 1200 TOWNACE HILUX	KM10/11/20/21. KA67 KP10/31/36/37/38/ 42/47/50/51/61/62	EX	29	100	8	45°	D	3	
13715-24013 -24030/31		—												
13711-54010 13715-54010/30 -54020	VT-19-I VT-19-E	78 — 83 —	L 2L	4	CROWN 2200/2400 MARK II 2200/2400 HILUX CHASER 2200/2400, HIACE, BIRZZARD, CRESTA 2200 CRESSIDA 2200 TOYOACE	LS10/110/111/ 117/120/126/ LN40/44/46/50 /55/65 LX40/60/67 LD10 LX65 LT20 LY20/30 LH20/24/30/40 /50/60/70 RY20	IN EX	42.5 35	123 123	8.8 8.5	45° 45°	C C	11 11	13711-54030 13715-54030
13711-45101/20 -41020 13715-45010 13715-45020	VT-20-I VT-20-E	71 — 79	4M	6	CROWN 2600 CELICA 2600 MARK II 2600 SUPRA	MS65/75/80/83/95 101 MS 103/105/106 MX 23/29/33/43 MA46	IN EX	38 33	116.2 113.2	8 8	45° 45°	C C	3 3	
13711-43030 13711-43010 -43020 13715-43010	VT-21-I VT-21-II VT-21-E	79 —	5M	6	CROWN 2800 SOARER 2800 CELICA 2800 MARK II 2800 SUPRA	MS112/123 MZ 11 MA 62/63 MA 56/61/67	IN IN EX	44 42 36	107.5 116.4 109.7	8 8 8	45° 45° 45°	C C C	3 3 3	

TECH RAY TECHNOLOGY

TECH RAY TECHNOLOGY CO., LTD.

3F-1, No.545, Sec.2, Taiwan Blvd., West Dist., Taichung City, Taiwan. (40360)

TEL: +886-4-23260119 FAX: +886-4-23268220

E-mail: jomes_wu@hotmail.com



Auto Spare Parts

PARTS NO.	E.P.NO.	YEAR	ENGINE TYPE	CYL	VEHICLE		IN	DIMENSIONS						REMARKS
					NAME	MODEL	EX	HD	OL	SD	SA	HS	CG	

TOYOTA :

13711-42020 13715-42010	VT-22-I VT-22-E	86 —	7M	6	SUPRA	MA70 3000CC	IN EX	32 27.4	98 98.3	6 6	45° 45°	C D	7 7	
13711-23011/20 13715-23011/20	VT-23-I VT-23-E	61 — 78	3P 雙溝	4	CORONA 1300 TOYOACE, HIACE TRACTOR, SHOVEL FORK LIFT	PT47/86 PK32 PY10 FG7/10 PH10/20/30/40 SG7	IN EX	36 29.7	103.8 103.8	8 8	45° 45°	C A	15 15	
13711-23021 13715-23021	VT-24-I VT-24-E	72 —	4P 單溝	4		SGK 6 FG10,20 FG 25	IN EX	38 29.7	103.5 103.5	8 8	45° 45°	C C	3 3	
13711-31010 13715-31010	VT-25-I VT-25-E	66 — 67 —	2R	4	CORONA 1500 MARK II 1500 HIACE TOYOACE, STOUT, HILUX	RT 40/46/50/56/66 80/86/90 RH10/15/16/30 PK41/43, RN10/15	IN EX	40 32	116 116	8 8	45° 45°	C A	15 15	
13711-31011 13715-31011	VT-26-I VT-26-E	68 —	2R	4	CORONA 1500 MARK II 1500 HIACE TOYOACE, STOUT, HILUX	RT 40/46/50/56/66 80/86/90 RH10/15/16/30 PK41/43, RN10/15	IN EX	40 32	115.8 115.8	8 8	45° 45°	C C	3 3	
13711-31012 13715-31012	VT-27-I VT-27-E	64 — 71 —	2R	4	CORONA 1500 MARK II 1500 HIACE TOYOACE, STOUT, HILUX	RT 40/46/50/56/66 80/86/90 RH10/15/16/30 PK41/43, RN10/15	IN EX	39 33	116 116	8 8	45° 45°	C A	10 10	
13711-40020 / 10 -40030 13715-40021 / 10 -40030	VT-28-I VT-28-E VT-28-E1	69 —	3R	4	CROWN DYNA STOUT	RS40/41 RT62/72	IN EX	42 35	124.8 125	9 9	45° 45°	C A	10 10	
13711-44010 / 1 13715-44010/20	VT-29-I VT-29-E	70 —	5R	4	CROWN DYNA TOYOACE HILUX		IN EX	43 37	109.5 109.5	8.8 8.5	45° 45°	C A	10 10	13711-44011 13715-44011 -44020
13711-44012 -44020 13715-44021/12 44011	VT-30-I VT-30-E	74 —	5R	4	CROWN DYNA TOYOACE HILUX		IN EX	43 37	109.5 110	8.5 8.5	45° 45°	C A	8 8	

TECH RAY TECHNOLOGY

TECH RAY TECHNOLOGY CO., LTD.

3F-1, No.545, Sec.2, Taiwan Blvd., West Dist., Taichung City, Taiwan. (40360)

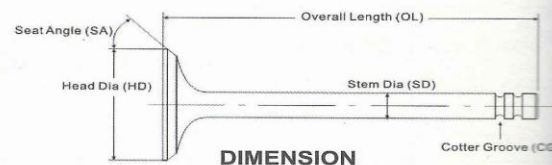
TEL: +886-4-23260119 FAX: +886-4-23268220

E-mail: jomes_wu@hotmail.com



Auto Spare Parts

[ENGINE VALVES]



PARTS NO.	E.P.NO.	YEAR	ENGINE TYPE	CYL	VEHICLE		IN	DIMENSIONS						REMARKS
					NAME	MODEL	EX	HD	OL	SD	SA	HS	CG	

TOYOTA :

13711-44013 13715-44022	VT-31-I VT-31-E	67 —	5R	4	CROWN 2000 COASTER HILUX DYNA ROUTE TOYOACE, STOUT TRACTOR	R55/56/60/66/ 100/105/110 RU10/12 15/18/ 19/20/30 RK101/110/ 111/170/171 RY16/31 TG17	IN EX	43 37	109.5 110.2	8.5 8.5	45° 45°	C C	7 7	
13711-33010 -33011 13715-33010 -33011 / 30	VT-32-I VT-32-E	70-73 68-70 68-72	6R 7R 8R	4	MARK II 1600/1700 1900 CORONA 1700/1900	RT60/61/62/67/ 68/70/71/72/75/ 76/77/78/84/87/ 88/90/93 84RX 10/16 RA20 RN21	IN EX	43 34	114.2 14.2	8 8	45° 45°	C A	3 3	13715-33030
13711-31030 / 40 13715-31030/40/50	VT-33-I VT-33-E	71 —	12R	4	CORONA 1600 MARK II 1600 HIACE, HILUX		IN EX	40 34	109 109	8 8	45° 45°	C A	10 10	13711-31040 13715-31040
13711-31050 13715-31070	VT-34-I VT-34-E	73 —	12R	4	CORONA 1600 MARK II 1600 TOYOACE TOWNACE, HILUX	RH11/13/16/ 20/24 RY10/12/14 PR10/11/20/21 RN13/16/20/25/ 30/33/35/40/43 RT40/51/55/66/ 69/81/87	IN EX	40 34	109 109	8 8	45° 45°	C A	7 7	
13711-36020 -36021 13715-34010	VT-35-I VT-35-E	73-78 71—	16R 18R	4	MARK II 1800 CORONA 1800 CARNIA 1800 HIACE	RA10/16 RX11/17/21/ 27/37 RT102/108/112 RH31/40/41	IN EX	43 36	113.2 113.2	8 8	45° 45°	C A	3 3	-36020 13715-34013 -34022
34030/1 13711-34010 -34011 / 2 13715-34010 / 2 13715-34032 /13/31/30	VT-36-I VT-36-E VT-36-E2	71 —	18R	4	CELICA 2000 MARK II 2000 CHASER 2000 CORONA 2000 CAMRY 2000 CARNIA 2000 HIACE HILUX GRESSIDA 2000	RA11/14/15/17/ 21/23/25/28/31/ 35/40/45/55/63 RX12/15/22/28/ 30/31/35/63 RT95/104/114/ 118/122/123/ 132 RH22/35/45 RN22/27	IN EX	41 36	113.2 113.2	8 8	45° 45°	C A	3 3	13715-34012 13715-34022 13715-34030

TECH RAY TECHNOLOGY CO., LTD.

TEL: +886-4-23260119 **FAX:** +886-4-23268220

E-mail: jomes_wu@hotmail.com



Auto Spare Parts

PARTS NO.	E.P.NO.	YEAR	ENGINE TYPE	CYL	VEHICLE		IN EX	DIMENSIONS						REMARKS
					NAME	MODEL		HD	OL	SD	SA	HS	CG	
13711-88210 13711-88222 13715-88222	VT-37-I VT-37-II VT-37-E	71 —	18G 2TG 3TG	4	CELICA 2000 CORONA, MARK II 2000	RA23/28/40 RX30/31/63	IN IN EX	45 44.5 38.5	106.8 106.2 105.6	8.5 8.5 8.5	45° 45° 45°	C C A	3 3 3	
13711-38010 -38020 13715-38010 -38011 -38020	VT-38-I VT-38-E	75— 80	20R	4	COASTER CHNOOK	RB 11/12 RN 24/28/32/ 37/42/47 RZ22/24/29/42 RY105/115/ 119/134	IN EX	43 36	115.5 114	8 8	45° 45°	C C	3 3	13711-37010
13711-38010 13715-38050 13715-37020	VT-39-I VT-39-E VT-39-E2	78 —	21R	4	MARK II 2000, CELICA 2000 CHASER 2000 CORONA 2000, CAMRY 2000, CARINA 2000, HIACE 2000, CRESSIDA 2000	RA 45/46/56 MX 40/41/60 RT 23/33	IN EX EX	43 36 36	115.5 113.4 114	8 8 8	45° 45° 45°	C C C	3 3 6	
13711-35050/51 13711-35010/30/31 13711-35040 13715-35040/10 -35030/40 13715-35020	VT-40-I VT-40-E VT-40-E2	84 —	21R 22R	4	CRESSIDA 2000		IN EX EX	45 37 37	114.1 113 112.7	8 8 8	45° 45° 45°	C C C	7 3 7	13711-35040
13711-63010 13715-63010	VT-41-I VT-41-E	81 — 83 —	1S	4	CAMRY 1800/2000 VISTA 1800/2000 CELICA 1800 CHASER 1800, CRESTA 1800 CORONA 1800	SA 60, SX60 SV10/11/12/16 ST 140/150	IN EX	40 34	109.8 109.4	8 8	45° 45°	C C	6 6	13715-63011
13711-74020 / 40 13715-74020 / 50 / 60	VT-42-I VT-42-E	86 —	3S 3S-FE	4	CELICA	16V	IN EX	32 27	100.5 100.5	6 6	45° 45°	C D	7 7	
13711-25010 13715-25010	VT-43-I VT-43-E	70 —	T 2T	4	CELICA 1400 COROLLA 1400 SPRINTER 1400 CARINA 1400	TA 10/15/16/20 TE 20/25/30/35/ 36/40/45/50/60	IN EX	41 36	109.2 109.2	8 8	45° 45°	C C	10 10	
13711-25011 13715-25011	VT-44-I VT-44-E	76 — 78 —	2T 3T 12T 13T	4	CAMRY, MARK II CARINA, SPRINTER CELICA, CHASER TORUENO, LITEACE, COROLLA, TOWNACE, CORONA, CRESTA	TA12/14/17/18/ 19/22/27/30/31/ 35/40/41/42/45/ 49/67/71 TR10/11 T1 100/106/110/ 120/125/130/ 138/147 TE21/27/31/34/ 37/47/51/52/55/ 56/61/62/65/66/ 71/73/75	IN EX	41 36	109 109	8 8	45° 45°	C C	3 3	
13711-10010 13715-10010	VT-45-I VT-45-E	61 — 66 —	U 2U		PUBLICA 800 MINIACE 800	UP 10/16/26 UP 100	IN EX	39 32	101.2 99.8	8 8	45° 45°	C C	3 3	
13711-71010/20 13715-71010/ 20	VT-46-I VT-46-E	83 — 84 — 86	1Y 2Y 3Y 4Y	4	TOWNACE MASTERACE LITEACE HIACE	YR 20/21/22/26 YM 21/25 YH 51/61/71	IN EX	40 36	108.3 108.5	8 8	45° 45°	C C	7 7	

TECH RAY TECHNOLOGY

TECH RAY TECHNOLOGY CO., LTD.

3F-1, No.545, Sec.2, Taiwan Blvd., West Dist., Taichung City, Taiwan. (40360)

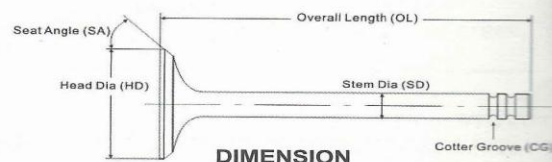
TEL: +886-4-23260119 FAX: +886-4-23268220

E-mail: jomes_wu@hotmail.com



Auto Spare Parts

[ENGINE VALVES]



PARTS NO.	E.P.NO.	YEAR	ENGINE TYPE	CYL	VEHICLE		IN	DIMENSIONS						REMARKS
					NAME	MODEL	EX	HD	OL	SD	SA	HS	CG	

TOYOTA :

13711-01010 13715-01010	VT-47-I VT-47-E		2A 3A 4A		CORSA, TERCEL COROLLA, CARINA SPRINTER, CORONA		IN EX	36 31	106.9 106.8	7 7	45° 45°	C A	3 3	
13711-16010 13715-16010	VT-48-I VT-48-E		4A 4AG		COROLLA SPRINTER		IN EX	30.5 25.6	99.6 99.7	6 6	45° 45°	C A	7 7	
13711-78010 13715-78010	VT-49-I VT-49-E	83 —	1W		DYNA WIDE	WV 26	IN EX	45.4 39.9	123.2 123	9 9	60° 45°		7 7	
13711-15071 / 50 / 60/71/81 94847343 13715-15050/ 30/40/60 94847344	VT-50-I VT-50-E		4AF/5A	4	16V	COROLLA 1600CC AE92/95/101	IN EX	30 24.5	91.5 92	6 6	45° 45°	D D	7 7	
13711-16060 13715-16060 -15070	VT-51-I VT-51-E		4AFE 7AFE	8		COROLLA 1800CC	IN EX	31 24.5	88 87.8	6 6	45° 45°	D D	7 7	
13711-56060 13715-56060	VT-52-I VT-52-E		11B	4			IN EX	44 36.5	126.5 126.5	9 9	45° 45°	D D	7 7	
13711-58021/20/50 13715-58021 / 20 / 30	VT-53-I VT-53-E		13B	4			IN EX	46 38.5	126.5 128	9 9	45° 45°	D D	7 7	
13711-64011 / 20 13715-64012 / 30 / 40	VT-54-I VT-54-E		2C	4			IN EX	38.5 32.5	105 105	8 8	45° 45°	D D	7 7	
13711-17010 13715-17010	VT-55-I VT-55-E		1HZ	6		LAND CRUISER 4200CC	IN EX	42.5 36	103.4 103.3	8 8	45° 45°	D D	7 7	
13711-54020 13715-54040	VT-56-I VT-56-E		3L	4		HILUX2400C.C. HIACE2800C.C.	IN EX	42.5 36	103.5 103.5	8 8	45° 45°	D D	7 7	
13711-75020 13715-75020 / 10	VT-57-I VT-57-E		1RZ/2RZ	4		HIACE 2000CC 2500CC RZH100/103	IN EX	42 35.2	102 102.3	8 8	45° 45°	C C	7 7	
13711-78300-71 13715-78300-71	VT-58-I VT-58-E		1Z	4			IN EX	42 35	122 122	9 9	45° 45°	D D	7 7	
13711-78200-71 13715-78200-71	VT-59-I VT-59-E		1DZ	4			IN EX	38.5 32.6	108.6 108.2	8 8	45° 45°	D D	7 7	

TECH RAY TECHNOLOGY

TECH RAY TECHNOLOGY CO., LTD.

3F-1, No.545, Sec.2, Taiwan Blvd., West Dist., Taichung City, Taiwan. (40360)

TEL: +886-4-23260119 FAX: +886-4-23268220

E-mail: jomes_wu@hotmail.com



Auto Spare Parts

PARTS NO.	E.P.NO.	YEAR	ENGINE TYPE	CYL	VEHICLE		IN	DIMENSIONS						REMARKS
					NAME	MODEL	EX	HD	OL	SD	SA	HS	CG	
TOYOTA :														
13711-46010	VT-60-I		2J	4			IN	40.5	120.5	9	45°	D	3	
13715-46010	VT-60-E						EX	33.6	120.6	9	45°	D	3	
13711-48010	VT-61-I		2J	4			IN	40.5	120.8	9	45°	D	7	
13715-48010	VT-61-E						EX	33.5	120.5	9	45°	D	7	
13711-54030	VT-62-I		5L	4			IN	42.5	104.1	8	45°	D	7	
13715-54090 -54050	VT-62-E						EX	36	104	8	45°	D	7	
1371155010	VT-63-I		1N	4			IN	34	91.3	6	45°	D	7	
13715-55010	VT-63-E						EX	29	91	6	45°	D	7	
13711-15090 94853629	VT-64-I		7AFE	4	16V		IN	31	87.5	6	45°	D	7	
13715-15070 16060	VT-64-E						EX	24.5	88	6	45°	D	7	
13711-11010/ 1 /2	VT-65-I		4E/5E	4			IN	28.4	93.5	6	45°	D	7	
13712-11020	VT-65-II			8			IN	24	92	6	45°	D	7	
13715-11030	VT-65-E						EX	24.5	94	6	45°	D	7	
13711-0L020	VT-66-I		1KD	4			IN	32.2	105.5	6	45°	D	7	
13715-0L020	VT-66-E						EX	27.8	105.3	6	45°	D	7	
13711-0L010	VT-67-I		2KD	4			IN	30.5	105.6	6	45°	D	7	
13715-0L010	VT-67-E						EX	26.5	105.7	6	45°	D	7	
13711-62040	VT-68-I		3VZ	12			IN	34	95.5	6	45°	C	7	
13715-62040	VT-68-E						EX	27.3	95	6	45°	C	7	
13711-20030	VT-69-I		1MZ	12			IN	34	95.4	6	45°	C	7	
13715-20020	VT-69-E						EX	27.3.	95.4	6	45°	C	7	
13711-22040	VT-70-I		3ZZ-FE/3ZZ	12	LIMO		IN	31	88.7	5.5	45°	C	7	
13715-22040	VT-70-E				16V		EX	26	88.7	5.5	45°	D	7	
13711-54040	VT-71-I		1KZ-TE	4			IN	42.5	104.4	8	45°	C	7	
13715-67040	VT-71-E						EX	37	104.4	8	45°	C	7	
13711-58010	VT-72-I		11B/13B	4			IN	46	128.3	9	45°	D	7	
13715-58020/1	VT-72-E						EX	38.5	128.1	9	45°	D	7	
13711-88210	VT-73-I		2T-G	4			IN	45	106.8	8.5	45°	C	3	
13711-88222	VT-73-II		18RG				IN	44.5	106.2	8.5	45°	C	3	
13715-88222	VT-73-E		3T-G				EX	38.5	105.5	8.5	45°	C	3	
13711-65010/20	VT-74-I		3VZE	12			IN	42	104.3	8	45°	C	7	
13715-65010/20	VT-74-E						EX	35	104.2	8	45°	C	7	
13711-27010	VT-75-I		1CD-FTV				IN	28	102.5	6	45°	C	7	
13715-27010	VT-75-E						EX	24	102	6	45°	C	7	
13711-75060	VT-76-I		3RZFE	4	16V		IN	37.5	103.5	6	45°	A	7	
13715-75050	VT-76-E						EX	30.5	103.7	6	45°	A	7	
13711-58020 / 21 / 50	VT-77-I		13B/14B (1組IN, 3組EX)	4			IN	46	126.5	9	45°	D	7	
13715-58030	VT-77-E						EX	38.5	128	9	45°	D	7	
13715-58040	VT-77-E2		14B				EX	38.5	126.5	9	45°	D	7	
13715-58050/60	VT-77-E3						EX	41	126.5	9	45°	D	7	
13711-22030	VT-78-I		1ZZ-FE	8			IN	32	88.8	5.5	45°			
13715-22030	VT-78-E						EX	27.5	88.8	5.5	45°			
	VT-79-I		3C				IN	38.5	105.8	8	45°	D	7	
	VT-79-E						EX	32.5	105.4	8	45°	D	7	
13711-56050	VT-80-O		B	4			IN	45	126.5	9	45°	A	7	
13715-56050	VT-80-E		2B				EX	37.5	126.4	9	45°	A	7	
13711-46021/22	VT-81-I		1JZ				IN	33.5	98.6	6	45°			
13715-46020	VT-81-E		2JZ				EX	29	99.2	6	45°			

13711-21020 13715-21020	VT-82-I VT-82-E		2NZ	8		YARIS	IN EX	30.5 25.5	89.2 87.9	5 5	45° 45°	C C	7 7	
13711-62030/40 13715-62050/30	VT-83-I VT-83-E		5VZFE	12			IN EX	34 27.3	95.1 95	6 6	45° 45°	C C	7 7	
13711-28010/30 13715-28010/30	VT-84-I VT-84-E		1AZ 2AZ	4		CAMRY RAV4 WISH AVENSIS PREVIA/TARAGO	IN EX	34 29.45	101.7 101.2	5.5 5.5	45° 45°	C C	7 7	
13711-0L020 13715-0L020	VT-85-I VT-85-E		1KD	4			IN EX	32.2 27.8	105.5 105.3	6 6	45° 45°	D D	7 7	
13711-0L010 13715-0L010	VT-86-I VT-86-E		2KD	4			IN EX	30.5 26.5	105.6 105.7	6 6	45° 45°	D D	7 7	
13711-62040 13715-62040	VT-87-I VT-87-E		3VZ	12			IN EX	34 27.3	95.5 95	6 6	45° 45°	C C	7 7	
13711-20030/ 20 -0A010 13715-20020 -0A010	VT-88-I VT-88-E		1MZ	12			IN EX	34 27.3	95.4 95.4	5.5 5.5	45° 45°	C C	7 7	
13711-66020/ 30 13715-66020/ 30	VT-89-I VT-89-E		1FZ	12			IN EX	38 32	98.8 98.1	7 7	45° 45°	C C	7 7	
13711-03020 / 74080/90/01 13715-03020 / 74080/90/74101	VT-90-I VT-90-E		3S-FE 5S	8			IN EX	32 27	97.7 98.5	6 6	45° 45°	C C	7 7	13711-74101 13715-74100
13711-76020 13715-76030/20	VT-91-I VT-91-E		2TZ	8			IN EX	36 30.5	103.5 103.9	6 6	45° 45°	C C	7 7	
13711-75070 13715-76030/20 -75060/75070	VT-92-I VT-92-E		3RZ 3RZF	8			IN EX	37.5 30.5	104.1 103.9	6 6	45° 45°	C C	7 7	
13711-75040/30 13715-75030	VT-93-I VT-93-E		2RZ 2RZE	4			IN EX	46 38	101.8 102.3	8 8	45° 45°	C C	7 7	
13711-21010 13715-21010	VT-94-I VT-94-E		1NZ 2N	8			IN EX	30.5 25.5	89.3 87.9	5 5	45° 45°	C C	7 7	
13711-BZ010 13711-23030 13715-BZ010 13715-23030	VT-95-I VT-95-E	1999		4		YARIS 1.0	IN EX	26 22.6	88.5 89.3	5 5	45° 45°	D D	7 7	

TECH RAY TECHNOLOGY

TECH RAY TECHNOLOGY CO., LTD.

3F-1, No.545, Sec.2, Taiwan Blvd., West Dist., Taichung City, Taiwan. (40360)

TEL: +886-4-23260119 FAX: +886-4-23268220

E-mail: jomes_wu@hotmail.com



Auto Spare Parts

PARTS NO.	E.P.NO.	YEAR	ENGINE TYPE	CYL	VEHICLE		IN	DIMENSIONS						REMARKS
					NAME	MODEL	EX	HD	OL	SD	SA	HS	CG	

VOLKSWAGEN / AUDI :

056-109-601A/C 056-109-611A 049109611G	VV-01-I VV-01-E				AUDI 100		IN EX	34 31.2	99 98.5	8 8	45° 45°	A D	11 11	
	VV-02-I VV-02-E				V.W.1300		IN EX	33.1 31.8	111.6 111.6	8 8	45° 45°	D C	11 11	
311-109-601 113-109-612A 311109612 311109612A	VV-03-I VV-03-E	62/70 56/74		4	V.W.1500 V.W.1600		IN EX	35.5 32	112 112	8 8	45° 45°	C D	11 11	
049-109-601H 026-109-611A	VV-04-I VV-04-E			4	(SANTA) V.W.1800 (SANTANA) AUDI 5000 GAS		IN EX	38 33	91.5 91.1	8 8	45° 45°	A A	11 11	035-109-601H 035-109-611H
069-109-601F/G/H 074-109-611 068-109-611L/M 069-109-611	VV-05-I VV-05-E		1Y-AAZ TD	4			IN EX	36 31	95.1 95.1	8 8	45° 45°	D D	11 11	
068-109-601C/D 068-109-611C/D 072-109-611	VV-06-I VV-06-E			4	Golf Jetta Passat		IN EX	34 31	105 104.8	8 8	45° 45°	A D	11 11	
068-109-601L/M/N 068-109-611L/M 069-109-611	VV-07-I VV-07-E		JP .ME. JR				IN EX	34 31.3	95.6 95	8 8	45° 45°	C C	11 11	
046-109-601J 028-109-601H 046-109-611C-F-E	VV-08-I VV-08-E		ACU .AJT. AHY		Transporter 2.5		IN EX	36 31.5	96.8 96.9	8 8	45° 45°	D D	11 11	
058-109-601C 058-109-611M	VV-09-I VV-09-E		AGN. ADR. APR	4	Golf 1.8 92kw		IN EX	26.8 29.9	105.1 103.9	6 6	45° 45°	D D	11 11	
113109601A/B 113109611C 113109612 211109611A 113109601D	VV-10-I VV-10-E		1200-1200A 113/117/141/151	4	Combi 221 Transporter 211 (25kw)		IN EX	31.5 30	112 112	8 8	45° 45°	C C	11 11	
030-109-601C/B/D/F/G 073109601A-D 030-109-611A-R 030109611C-D	VV-11-I VV-11-E				V.W.GOLF		IN EX	36 28.9	99.3 99	8 8	45° 45°	C C	11 11	

TECH RAY TECHNOLOGY

TECH RAY TECHNOLOGY CO., LTD.

3F-1, No.545, Sec.2, Taiwan Blvd., West Dist., Taichung City, Taiwan. (40360)


TEL: +886-4-23260119 FAX: +886-4-23268220

E-mail: jomes_wu@hotmail.com



Auto Spare Parts

[ENGINE VALVES]



PARTS NO.	E.P.NO.	YEAR	ENGINE TYPE	CYL	VEHICLE		IN	DIMENSIONS						REMARKS
					NAME	MODEL		HD	OL	SD	SA	HS	CG	

VOLVO :

463395-4 463526-4 1276687-9 3547247-1	VVO-01-I VVO-01-E				244 GLE		IN EX	44 35	110.5 110.8	8 8	45° 45°	C D	11 11	
781840 781839	VVO-02-I VVO-02-E			3			IN EX	45 40	157.5 157.5	11 11	45° 45°	A A	1 1	
781204 781205	VVO-03-I VVO-03-E			3			IN EX	41 37	157.7 158.2	11 11	45° 45°	A A	1 1	

HONDA(MOTORCYCLE) :

14711-028-000 14721-028-000 -028-602	VHM-01-I VHM-01-E	64 — 66	CT90 CS90 CD90	1	BENLY 90 ATC90	S90E, S90	IN EX	27 23	68 66.6	5.5 5.5	45° 45°	C A	6 6	
14711-036-000 14721-036-000 -051-711	VHM-02-I VHM-02-E	65 — 69	C90ZC C50 CF120 CD50 C70ZC	1	SUPER-CUB 50 BENLY DUX-HONDA	GB0, C700 C50Z2 CS50 CS50E CD50 CD70	IN EX	23 20	66 65.3	5.5 5.5	45° 45°	C C	6 6	14721-051-000
14711-GB2-000 14721-GB2-000	VHM-03-I VHM-03-E		C50C	1	GB 2		IN EX	21 18	68 67.4	5.5 5.5	45° 45°	C C	6 6	
14711-087-000 -035-010 14721-087-000 -035-010	VHM-04-I VHM-04-E	68 —	C70 C75 CF130 C65 CL70	1	SUPER-CUB 60 C70MK2 CD70(OLD)	C65, C70 C50Z2, CS50 金旺 90	IN EX	25 22	64.5 63.9	5.5 5.5	45° 45°	C C	6 6	14711-089-000 14721-089-000
14711-087-710 14721-087-710	VHM-05-I VHM-05-E		C70Z2 C70Z	1	CD70(NEW)	C70MK3 C75 C70KA	IN EX	23.7 21	64.5 64	5.5 5.5	45° 45°	C C	6 6	
14711-GB6-910 14721-GB6-910	VHM-06-I VHM-06-E		C90 GB6	1	FAM (C90II) ASTREA	C800A C90D CUSTOM	IN EX	22 19	67 66.5	5 5	45° 45°	C C	7 7	14711-200-020 14721-200-020
14711-001-010 14721-001-010	VHM-07-I VHM-07-E	58 —	C100	1	SUPER-CUB 50CC		IN EX	22 19	61.2 60.8	5.5 5.5	45° 45°	C C	6 6	
14711-107-020/10 14721-107-020/10 14721-324-000/005/010	VHM-08-I VHM-08-E	70 —	CB125 CB100 CB500 SY125(OLD)	1 4	CB550 HONDA-DREAM 舊野狼	CB125S2 CB100, CL, SL CB500, 500T CB 125S CT125	IN EX	27.5 21	93.4 92.2	5.5 5.5	45° 45°	C C	7 7	14711-323-005 14721-324-000
14711-286-030 14721-286-020	VHM-09-I VHM-09-E	68 —	CB250 CB500	2	HONDA-DREAM	CB250 CD250	IN EX	34 28	99 97.8	7 7	45° 45°	C C	6 6	
14711-292-000 14721-292-000	VHM-10-I VHM-10-E	68 —	CB450	2	HONDA-DREAM CONDOR	CB450	IN EX	38 33	100 96.2	7 7	45° 45°	C C	6 6	

TECH RAY TECHNOLOGY

TECH RAY TECHNOLOGY CO., LTD.

3F-1, No.545, Sec.2, Taiwan Blvd., West Dist., Taichung City, Taiwan. (40360)

TEL: +886-4-23260119 FAX: +886-4-23268220

E-mail: jomes_wu@hotmail.com



Auto Spare Parts

PARTS NO.	E.P.NO.	YEAR	ENGINE TYPE	CYL	VEHICLE		IN EX	DIMENSIONS						REMARKS
					NAME	MODEL		HD	OL	SD	SA	HS	CG	
HONDA(MOTORCYCLE) :														
14711-300-005 14721-300-005	VHM-11-I VHM-11-E	69 —	CB750	4	HONDA-DREAM	CB750	IN EX	32 28	102.5 102.5	6.6 6.6	45° 45°	C C	6 6	
14711-230-000 14721-230-000	VHM-12-I VHM-12-E	75 —	CD125	1	BENLY	CD125K3 CB125K3/K5 CD125E	IN EX	25 22	62.8 62.4	5.5 5.5	45° 45°	C C	6 6	14711-230-010 14721-230-010
14711-235-010/000 14711-350-000 14721-235-010/000 14721-302-000/010	VHM-13-I VHM-13-E	66 —	CD175	2	BENLY	CB175K3 SL175	IN EX	28 24	74 73	5.5 5.5	45° 45°	C C	6 6	
14711-399-000 14721-116-000	VHM-14-I VHM-14-E	74 —	CD185T CD200	7	BENLY CM200T	XR100/75 CD125T CD195 CB125T	IN EX	24.5 20.5	79.1 78.7	5.5 5.5	45° 45°	C C	7 7	
14711-383-000 14721-383-000	VHM-15-I VHM-15-E	75 —	CD100 CG110 CG125 CG125A	1	BENLY	CG100/110/125 XL125/175 B-5 EX5	IN EX	29 24	93.5 92.5	5.5 5.5	45° 45°	C C	7 7	
14711-GB5-7610-M 14721-GB5-7610-M1 -KFM-900	VHM-16-I VHM-16-E		CH100 JH70 C100N		GN5 DREAM CD100 GB5 PRIMA	C-800(S) 名流 100 ASTREA GRAND WAVE110	IN EX	23 20	66 65.3	5 5	45° 45°	A A	7 7	14711-GN-5-911/2 14721-GF6-000/10
14711-107-020/10 14721-107-020/10 14721-323-000/5/010	VHM-17-I VHM-17-E		GL100 CB100				IN EX EX	27.5 21 23	93.4 92.2 92.5	5.5 5.5 5.5	45° 45° 45°	C C C	7 7 7	14721-324-000/5/10
14711-440-003 14721-437-000	VHM-18-I VHM-18-E		TG125 GL125 CG125		TUR/82" WING ATC185/200	GL-PRO KG-135 (豪爽)中南美	IN EX	30 25	92.1 91.5	5.5 5.5	45° 45°	C C	7 7	14711-437-000
14711-KG2-000 14721-KG2-000	VHM-19-I VHM-19-E		GL145			GL-PRO GK-135	IN EX	31.5 26	91.5 90.8	5.5 5.5	45° 45°	C C	7 7	
	VHM-20-I VHM-20-E		GL185				IN EX	30 25	92.3 91.6	5.5 5.5	45° 45°	C C	7 7	
14711-081-010 14721-081-010	VHM-21-I VHM-21-E	68 —	PC50K1	1	LITTLE HONDA		IN EX	16 16	47.5 47.5	5.5 5.5	45° 45°	C C	6 6	
14711-235-000 -010 14721-350-000	VHM-22-I VHM-22-E		S110	1			IN EX	28 22	74 75.5	5.5 5.5	45° 45°	C C	6 6	
14711-152-000 14721-116-000	VHM-23-I VHM-23-E		XL100 XL80			XL100SB	IN EX	24 20.5	79 78.8	5.5 5.5	45° 45°	C C	7 7	14721-176-000
14711-437-000 440-003 14721-437-000 383-000	VHM-24-I VHM-24-E		XL125 XL185S CB125RS XR200		玻利維亞尺寸	TMX OLD	IN EX	30 24	92.1 92.5	5.5 5.5	45° 45°	C C	7 7	
14711-KGO-000 14721-KGO-000	VHM-25-I VHM-25-E		XLX250 XLX-250R XL250				IN EX	29 26	105.1 103.8	5.5 5.5	45° 45°	C C	7 7	14711-429-000 14721-429-000
14711-B05-000 14721-B05-000	VHM-26-I VHM-26-E		SY125 (OLD)	old	三陽野狼 同CB100 SY125 WALF	125GB1	IN EX	27.5 21	93.4 92.2	5.5 5.5	45° 45°	C C	7 7	

TECH RAY TECHNOLOGY

TECH RAY TECHNOLOGY CO., LTD.

3F-1, No.545, Sec.2, Taiwan Blvd., West Dist., Taichung City, Taiwan. (40360)

TEL: +886-4-23260119 FAX: +886-4-23268220

E-mail: jomes_wu@hotmail.com



Auto Spare Parts

PARTS NO.	E.P.NO.	YEAR	ENGINE TYPE	CYL	VEHICLE		IN	DIMENSIONS						REMARKS
					NAME	MODEL		HD	OL	SD	SA	HS	CG	

HONDA(MOTORCYCLE) :

14711-KK1-000	VHM-45-I		XL				IN	28.5	96.5	5.5	45°	C	7	
14721-KK1-000	VHM-45-E		XR250RF-PH				EX	25.5	96	5.5	45°	C	7	
14721-KR6-000														
14711-MG3-000	VHM-46-I		XR600				IN	36	105.7	6.59	45°	C	7	
14721-MG3-000	VHM-46-E						EX	31	104.2	6.57	45°	C	7	
14711-GY6-9000														
14711-M8Q-0000	VHM-47-I		豪邁 125				IN	24	64.8	5	45°	C	7	
14721-GY6-9000	VHM-47-E		GY6				EX	21.5	64.3	5	45°	C	7	
14721-M8Q-0000														
14711-GB4-000	VHM-48-I		GB4				IN	20	68.7	5	45°	C	7	
14721-GB4-000	VHM-48-E						EX	17	68.1	5	45°	C	7	
	VHM-49-I		VF125 (STD)				IN	22	86.5	4.98	45°	C	7	
	VHM-49-E						EX	19	85.5	4.97	45°	C	7	
14711-GK4-013	VHM-50-I		C50K	2			IN	21	67.7	5.5	45°	A	6	
14721-GK4-601	VHM-50-E						EX	18	67.5	5.5	45°	A	6	
14711-KW1-900	VHM-51-I		CBX	2			IN	31.4	89.3	5.5	45°	C	7	
14721-KW1-900	VHM-51-E						EX	25.9	88.9	5.5	45°	C	7	
14711-GB5-000	VHM-52-I		GB5				IN	23	66	5	45°	C	7	
14721-GB5-000	VHM-52-E						EX	20	65	5	45°	C	7	
14711-KPH-900	VHM-53-I		KPH		KARISMA		IN	24	72	5	45°	C	7	
14721-KPH-900	VHM-53-E				WAVE-125		EX	21	71.7	5	45°	C	7	
14711-KGH-900	VHM-54-I		KGH		SONIC		IN	28	81.2	5	45°	C	7	
14721-KGH-900	VHM-54-E						EX	24	79.9	5	45°	C	7	
14711-KBB-900	VHM-55-I		NX200				IN	31.5	89.9	5.5	45°	C	7	
14721-KBB-900	VHM-55-E		XL200				EX	27.1	88.9	5.5	45°	C	7	
14711-KUB-900	VHM-56-I		CLICK				IN	25.8	76.4	5				
14721-KUB-010	VHM-56-E						EX	21	74.6	5				
14711-380-660	VHM-57-I		TMX NEW				IN	30	92	5.5				
14721-KCS-650	VHM-57-E						EX	24	92.6	5.5				
	VHM-58-I		NXR125				IN	29	93.9	5				
	VHM-58-E						EX	25.1	92.6	5				
14711-KS4-000	VHM-59-I						IN	30.5	77.7	5	45°	C	7	
14721-KS4-000	VHM-59-E						EX	26.6	77.2	5	45°	A	7	
14711-KAB-000	VHM-60-I						IN	30.5	80.8	5	45°	C	7	
14721-KAB-000	VHM-60-E						EX	26.5	80	5	45°	A	7	
14711-C25	VHM-61-I		JH125LI				IN	30	91	5.5	45°	C	7	
14721-C25	VHM-61-E						EX	24.9	90.3	5.5	45°	C	7	
14711-B12-000	VHM-62-I		SY125RS	2		B12	IN	31	88.3	5.5	45°	C	7	
14721-B12-000	VHM-62-E		SY125RS3			新野狼	EX	26	88.8	5.5	45°	C	7	
			CBX150											
	VHM-63-I						IN	26.2	64.3	5	45°	C	7	
	VHM-63-E		CS100	4			EX	22	63.8	5	45°	C	7	
	VHM-64-I						IN	30	92.4	5.5	45°	C	7	
	VHM-64-E		CB125S				EX	35	91.6	5.5	45°	C	7	
14711-KYO-980	VHM-65-I						IN	29	93.3	5.5	45°	C	7	
14721-KYO-980	VHM-65-E		CG125M	2			EX	24	92.7	5.5	45°	C	7	

TECH RAY TECHNOLOGY

TECH RAY TECHNOLOGY CO., LTD.

3F-1, No.545, Sec.2, Taiwan Blvd., West Dist., Taichung City, Taiwan. (40360)


TEL: +886-4-23260119 FAX: +886-4-23268220

E-mail: jomes_wu@hotmail.com



Auto Spare Parts

[ENGINE VALVES]



PARTS NO.	E.P.NO.	YEAR	ENGINE TYPE	CYL	VEHICLE		IN	DIMENSIONS						REMARKS
					NAME	MODEL	EX	HD	OL	SD	SA	HS	CG	

HONDA(MOTORCYCLE) :

14711-KJ9-000	VHM-66-I		CH125	2		KV7 名流 150 A150	IN	26	81	5	45°	C	7	
14721-KV7-900	VHM-66-E		迪爵 125 大白沙				EX	22	81	5	45°	C	7	
14711-KK6-000	VHM-67-I		CBX125	2			IN	22	73.5	5	45°	C	7	
14721-KK6-000	VHM-67-E						EX	20	77	5	45°	C	7	
14711-399-000	VHM-68-I		CB125T	2			IN	24.5	79	5.5	45°	C	7	
14721-176-000	VHM-68-E						EX	20.5	78.7	5.5	45°	C	7	
14711-459-000	VHM-69-I		CT100 ATC-125	2			IN	27	75.9	5.5	45°	C	7	
14721-459-000	VHM-69-E						EX	23	75.4	5.5	45°	C	7	
14711-KCW-850	VHM-70-I		CZ125	2		CW	IN	27	81	5	45°	C	7	
14721-KCW-850	VHM-70-E						EX	23	80	5	45°	C	7	
14711-KC6-950	VHM-71-I		GL125				IN	30	91	5.5	45°	C	7	
14721-KC6-950	VHM-71-E						EX	25	90.2	5.5	45°	C	7	

YAMAHA(MOTORCYCLE) :

	VYM-01-I		YG125			3UH	IN	27	91.4	4.5	45°	C	7	
	VYM-01-E		SUH150 迎光 150				EX	23	90.4	4.5	45°	C	7	
	VYM-02-I		LY150		迅光 125	4CW	IN	24.1	65.3	4.5	45°	C	7	
	VYM-02-E						EX	21.1	64.4	4.5	45°	C	7	
	VYM-03-I		ET2800				IN	32	106.8	7	45°	A	5	
	VYM-03-E						EX	28	106.7	7	45°	A	5	
	VYM-04-I		YAMAHA 2500 ET2500				IN	25	63.7	5.5	45°	A	7	
	VYM-04-E						EX	23	63.5	5.5	45°	A	7	
22F-12111-01	VYM-05-I		T50			FGM	IN	20	67.8	5	45°	D	7	
22F12121-01	VYM-05-E						EX	17	67.2	5	45°	D	7	
22K-12111-01	VYM-06-I		T80			FGM	IN	23	65	5	45°	D	7	
22K-12121-01	VYM-06-E						EX	20	65	5	45°	D	7	
51Y-12111-01	VYM-07-I					AUS	IN	28	83.5	5.5	45°	C	7	
30X-12121-01	VYM-07-E						EX	25	83	5.5	45°	C	7	
5HO-12111-01	VYM-08-I		YAM200				IN	34	93.7	6	45°	A	7	
5NO-12111-01	VYM-09-I						IN	29	95.5	6	45°	C	7	
5NO-12121-01	VYM-09-E		SR125				EX	24	94.5	6	45°	C	7	
	VYM-10-I		MF150				IN	26.8	84.4	7	45°	A	6	
	VYM-10-E						EX	23.8	84.5	7	45°	A	6	

TECH RAY TECHNOLOGY

TECH RAY TECHNOLOGY CO., LTD.

3F-1, No.545, Sec.2, Taiwan Blvd., West Dist., Taichung City, Taiwan. (40360)

TEL: +886-4-23260119 FAX: +886-4-23268220

E-mail: jomes_wu@hotmail.com



Auto Spare Parts

PARTS NO.	E.P.NO.	YEAR	ENGINE TYPE	CYL	VEHICLE		IN	DIMENSIONS						REMARKS
					NAME	MODEL		HD	OL	SD	SA	HS	CG	

YAMAHA(MOTORCYCLE) :

	VYM-11-I		MF180				IN	28	93.6	7	45°	A	6	
	VYM-11-E						EX	25	94	7	45°	A	6	
7NJ-12111-00	VYM-12-I		ET2600				IN	24	66	5.5	45°	C	3	
7NJ-12121-00	VYM-12-E						EX	22	66.4	5.5	45°	C	3	
	VYM-13-I		T90				IN	23	65.3	4.5	45°	C	7	
	VYM-13-E						EX	20	64.9	4.5	45°	C	7	
4YS-E2111-00	VYM-14-I		CRYPTON				IN	23	65.4	4.5	45°	C	7	
4GL-12111-00	VYM-14-E						EX	20	64.7	4.5	45°	C	7	
4SF-12121-00														
4ST-12121-00														
4YS-E2121-00														
51Y-1211-00	VYM-15-I					AUS	IN	28	83.5	5.5	45°	C	7	
30X-12121-00	VYM-15-E						EX	25	83	5.5	45°	C	7	
5H0-12111-00	VYM-16-I				YAM200		IN	34	93.7	6	45°	A	7	
5H0-12121-00	VYM-16-E				YAM225		EX	28.5	92.5	6	45°	A	7	
5VV-E2111-00	VYM-17-I					NOUVO	IN	23	66.4	5	45°	C	7	
5VV-E2121-00	VYM-17-E						EX	20	65.9	5	45°	C	7	
5ML-E2111-00	VYM-18-I						IN	19	85.6	5				
4CL-E2111-00	VYM-18-E						EX	17	85.5	5				
5ML-E2121-00														
4CL-E2121-00														
	VYM-19-I					ML50	IN	20	71.5	5	45°	C	7	
	VYM-19-E						EX	17	71.3	5	45°	C	7	

KAWASAKI:

12004-1006	VKM-01-I		Z200				IN	37	100.7	7	45°	D	7	
12005-1005	VKM-01-E						EX	31	99.4	7	45°	D	7	
12004-1014	VKM-02-I		AN80				IN	26	69.8	5.5	45°	C	4	
12005-1012	VKM-02-E		JOY				EX	23	69.8	5.5	45°	C	4	
12005-1056														
	VKM-03-I		KF34				IN	27.3	81	6	45°	A	2	
	VKM-03-E						EX	24	81.8	6	45°	A	2	
12204-1128	VKM-04-I		KRISS				IN	24	71.3	4.47	45°	A	7	
12205-1237	VKM-04-E						EX	21	70.5	4.46	45°	A	7	
12004-1055	VKM-05-I		KAZE				IN	24.1	71.7	5.46	45°	C	7	
12005-1055	VKM-05-E		AURA				EX	21	70.8	5.46	45°	C	7	
12004-1165	VKM-06-I		BN175			BARAKO	IN	30	90.6	5	45°	A	7	
12005-1350	VKM-06-E		BC175				EX	26	89.6	5	45°	A	7	

HARLEY DAVIDSON:

18070-70	VHAD-01-I						IN	49	91.5	8	45°	C	2	
18082-57	VHAD-01-E						EX	44.4	97.7	9.5	45°	A	2	

TECH RAY TECHNOLOGY

TECH RAY TECHNOLOGY CO., LTD.

3F-1, No.545, Sec.2, Taiwan Blvd., West Dist., Taichung City, Taiwan. (40360)

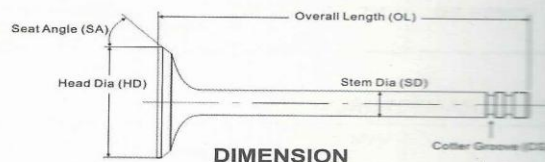
TEL: +886-4-23260119 FAX: +886-4-23268220

E-mail: jomes_wu@hotmail.com



Auto Spare Parts

[ENGINE VALVES]



PARTS NO.	E.P.NO.	YEAR	ENGINE TYPE	CYL	VEHICLE		IN EX	DIMENSIONS						REMARKS
					NAME	MODEL		HD	OL	SD	SA	HS	CG	

B&S(AGRIMOTOR):

296677	VBS-01-E				3HP		IN	24.6	91	6.3	45°	A	4	
296676					8FB		EX	21.6	91	6.3	45°	A	4	
261044	VBS-02-I				5HP		IN	28.7	98	6.3	60°	A	4	
211119	VBS-02-E				4HP		EX	25.6	98	6.3	45°	A	4	
23922	VBS-03-I		TXS		16HP		IN	40.5	123	8	45°	A	1	261462
23923	VBS-03-E				9/10HP		EX	32	123.8	8	45°	A	1	261528
					23FB									390420
					24FB									261207
261462	VBS-04-I				8HP		IN	32	112	8	30°	A		261055
261055	VBS-04-E				7HP		EX	31.6	113.3	8	45°	B		
390419														
394433	VBS-05-I				9/10HP		I/E	32	123.8	8	45°	A	1	
394434	VBS-05-E				9/10HP									
					IE=16HP EX									

HONDA(AGRIMOTOR) :

	VHA-01-E		G42		3HP		IN	29	82.5	7	45°	A	5	
			G40		8FB		EX	26	81	7	45°	A	5	
14711-823-000	VHA-02-I		G65		5HP		IN	34	91.2	7	45°	A	5	
14721-823-000	VHA-02-E						EX	29	90.3	7	45°	A	5	
14711-874-000	VHA-03-I		G80		16HP		IN	34	102.2	7	45°	A	5	
14721-874-000	VHA-03-E				9/10HP		EX	29	102.2	7	45°	A	5	
					23FB									
					24FB									
14711-887-000	VHA-04-I		G150		8HP		IN	26	82	7	45°	A	5	
14721-887-000	VHA-04-E				7HP		EX	23.5	82	7	45°	C	5	
14711-883-000	VHA-05-I		G200				IN	29	96.2	7	45°	A	5	
14721-883-000	VHA-05-E						EX	26	96.7	7	45°	A	5	
14711-889-000	VHA-06-I		G300				IN	34	100.8	7	45°	C	5	
14721-889-000	VHA-06-E						EX	29	100.8	7	45°	A	5	
14711-890-000	VHA-07-I		G400				IN	36	127	7	45°	C	5	
14721-890-000	VHA-07-E						EX	31.5	127	7	45°	A	5	
13011-13110	VHA-08-I		SK230				IN	29	87.2	7	45°	A	5	
13011-13120	VHA-08-E						EX	26	87.3	7	45°	A	5	

TECH RAY TECHNOLOGY

TECH RAY TECHNOLOGY CO., LTD.

3F-1, No.545, Sec.2, Taiwan Blvd., West Dist., Taichung City, Taiwan. (40360)

TEL: +886-4-23260119 FAX: +886-4-23268220

E-mail: jomes_wu@hotmail.com



Auto Spare Parts

PARTS NO.	E.P.NO.	YEAR	ENGINE TYPE	CYL	VEHICLE		IN EX	DIMENSIONS						REMARKS
					NAME	MODEL		HD	OL	SD	SA	HS	CG	

HONDA(AGRICULTOR) :

14711-ZE0-000	VHA-09-I		GX110				IN	20	62.5	5.5	45°	A	5	
14721-ZE0-000	VHA-09-E		GX110				EX	18	60.8	5.5	45°	A	5	
14711-ZF0-000	VHA-10-I		GX120				IN	22	62.5	5.5	45°	A	5	
14721-ZF0-000	VHA-10-E		GX120				EX	19	60.9	5.5	45°	A	5	
14711-ZE1-000	VHA-11-I		GX140				IN	24	64	5.5	45°	A	5	
14721-ZE1-000	VHA-11-E		GX140				EX	22	62.4	5.5	45°	A	5	
14711-ZF1-000	VHA-12-I		GX160				IN	25	64.1	5.5	45°	A	5	
14721-ZF1-000	VHA-12-E		GX160				EX	24	62.5	5.5	45°	A	5	
14711-ZE2-000	VHA-13-I		GX240		ZE2		IN	30	84.3	6.59	45°	C	5	
14721-ZE2-000	VHA-13-E		GX270		ZE2		EX	26	83.1	6.54	45°	C	5	
14711-ZE3-000	VHA-14-I		GX340				IN	35	86.3	5.5	45°	A	5	
14721-ZE3-000	VHA-14-E		GX390				EX	31	85	5.5	45°	A	5	

KUBOTA(AGRICULTOR):

14351-1311-1	VKU-01-I				ER50		IN	34	91.2	7	45°	A	4	
14351-1312-1	VKU-01-E				GA80		EX	28	91.2	7	45°	A	4	
14301-1311-1	VKU-02-I				ER65		IN	39	96.2	8	45°	A	7	
14301-1312-1	VKU-02-E				GA90		EX	34	96.2	8	45°	A	7	
14311-1311-1	VKU-03-I				ER100		IN	48	125	9	45°	A A	1	
13411-1312-1	VKU-03-E				ER120		EX	40	125	9	45°	A A	1	
					ER2200									
					ER1500									
	VKU-04-I				ET80/70		IN	34	88.8	7	45°	A	4	
	VKU-04-E				ER600/700		EX	29	88.8	7	45°	A	4	
					E8									
					RK80/ER600									
	VKU-05-I				ET110		IN	38	93.3	8	45°	A	7	
	VKU-05-E				ET100		EX	32	93.3	8	45°	A	7	
					ET95/90									
					E9									
					ER800/900									
	VKU-06-I				ER30		IN	29	87.2	7	45°	A	3	
	VKU-06-E				ER40		EX	26	87.2	7	45°	A	3	
					GA70									
	VKU-07-I				GA80		IN	34	91.5	7	45°	A	3	
	VKU-07-E				GA80		EX	27.5	91.5	7	45°	A	3	
14111-1314-2	VKU-08				KND3		IE	26	103	7	45°	A	4	
					KND3B									
14109-1314-2	VKU-09				KND5B		IE	28	110	7	45°	A	4	
	VKU-10				KND5		IE	33	129.8	7.95	45°	A	1	
	VKU-11-I				ER80		IN	42.9	115.4	8		A	4	
	VKU-11-E				ER80		EX	37	115.4	8		A	4	
	VKU-12-I				SD6		IN	34	119.5	9	45°	A	4	
	VKU-12-E				SD6		EX	30	119.5	9	45°	A	3	
	VKU-13-I				NM55		IN	28	93.3	7	45°	A	3	
	VKU-13-E				NM55		EX	25.2	93	7	45°	A	3	
	VKU-14-I				DC57		IN	33.9	102.7	8	45°	A	1	
	VKU-14-E				DC57		EX	31.1	103.2	8	45°	A	1	
	VKU-15-I				Z75		IN	33	101.2	8	45°	D	7	
	VKU-15-E				L2000		EX	27	101.2	8	45°	D	7	
					L1500									
	VKU-16-I				RK50		IN	31	79.7	7	45°	D	2	
	VKU-16-E				RK70		EX	27.5	79.9	7	45°	D	2	
	VKU-17-I				RK105/RK125		IN	40	93.1	8	45°	D	7	
	VKU-17-E				RK105		EX	32	93.3	8	45°	D	7	

TECH RAY TECHNOLOGY

TECH RAY TECHNOLOGY CO., LTD.

3F-1, No.545, Sec.2, Taiwan Blvd., West Dist., Taichung City, Taiwan. (40360)

TEL: +886-4-23260119 FAX: +886-4-23268220

E-mail: jomes_wu@hotmail.com



Auto Spare Parts

PARTS NO.	E.P.NO.	YEAR	ENGINE TYPE	CYL	VEHICLE		IN EX	DIMENSIONS						REMARKS
					NAME	MODEL		HD	OL	SD	SA	HS	CG	

mitsubishi(AGRIMOTOR) :

	VMA-06-I				SD6		IN	34	119.5	9	45°	A	3	
	VMA-06-E						EX	30	119.5	9	45°	A	3	
	VMA-07-I				NM55		IN	28	93.3	7	45°	A	3	
	VMA-07-E				SD4		EX	25.2	93	7	45°	A	3	

KOHLER(AGRIMOTOR) :

	VKO-01-I				K90		IN	22.2	84.8	6.3	45°	A	18	
	VKO-01-E						EX	24.5	76.5	6	45°	A	18	
22008	VKO-02-I				K91		IN	24.4	84.9	6.4	45°	A	18	
22009	VKO-02-E						EX	21.4	84.8	6.4	45°	A	18	
	VKO-04-I				K4		IN	25	83.6	6.4	45°	A		
	VKO-04-E						EX	20.6	83.7	6.3	45°	A		
	VKO-05-I				K8		IN	35	103.3	8	45°	A		
	VKO-05-E						EX	28.6	103.3	8	45°	A		
	VKO-06-I				K10		IN	35	117.8	8				
	VKO-06-E						EX	28.6	118.3	8	45°			
	VKO-07-I				K16		IN	35	117.9	8				
	VKO-07-E						EX	35	117.9	8	45°			

SHIBAURA(AGRIMOTOR) :

	VSA-01-I				15S		IN	28	81.7	7	45°	A	18	
	VSA-01-E						EX	26	81.7	7	45°	A	18	
	VSA-02-I				18S		IN	28	82.5	7	45°	A	18	
	VSA-02-E						EX	26	81.8	7	45°	A	18	
	VSA-03-I				GD75		IN	34	97	8	45°	A	8	
	VSA-03-E						EX	28.5	96.5	8	45°	A	8	
	VSA-04-I				GD105		IN	36	107.3	8	45°	A	8	
	VSA-04-E						EX	31	107	8	45°	A	8	

ROBIN(AGRIMOTOR) :

	VRA-01-I		EY14				IN	27	86.9	6	45°	A	2	
	VRA-01-E						EX	23	87	6	45°	A	7	
	VRA-02-I		EY15				IN	27	82.5	6.5	45°	A	5	
	VRA-02-E						EX	23	83	6.5	45°	A	5	
	VRA-03-I		EY18				IN	28	87.4	7	45°	A	2	
	VRA-03-E						EX	24	87.2	7	45°	A	2	
	VRA-04-I		EY25				IN	31.5	108.1	7	45°	A	2	
	VRA-04-E						EX	29.5	108.2	7	45°	A	2	
	VRA-05-I		EY20				IN	28	86	6.5	45°	A	5	
	VRA-05-E						EX	24	86	6.5	45°	A	5	
	VRA-06-I		EY28				IN	31.5	91.3	6.5	45°	A	6	
	VRA-06-E						EX	28.5	91.3	6.5	45°	A	6	
	VRA-07-I		EY35/40				IN	35.5	119.9	8	45°	C	2	
	VRA-07-E						EX	32.5	119.9	8	45°	A	2	
238-33401-33	VRA-08-I		EH-17				IN	24.5	65.8	5.5	45°	D	4	
238-33501-03	VRA-08-E		OLD				EX	22.5	66	5.5	45°	D	4	
269-33401-03	VRA-09-I		EH-17				IN	24.5	65.4	5.5	45°	D	7	
269-33501-03	VRA-09-E		NEW				EX	25.5	65.4	5.5	45°	D	7	

TECH RAY TECHNOLOGY

TECH RAY TECHNOLOGY CO., LTD.

3F-1, No.545, Sec.2, Taiwan Blvd., West Dist., Taichung City, Taiwan. (40360)


TEL: +886-4-23260119 FAX: +886-4-23268220

E-mail: jomes_wu@hotmail.com



Auto Spare Parts

[ENGINE VALVES]



PARTS NO.	E.P.NO.	YEAR	ENGINE TYPE	CYL	VEHICLE		IN	DIMENSIONS						REMARKS
					NAME	MODEL	EX	HD	OL	SD	SA	HS	CG	

YANMAR(AGRIMOTOR) :

173200-11100	VY-01				F4 NT65		IE	26.5	93.5	7	60°	A	3	
101204-11100	VY-02				F5 NT70		IE	28.8	104	7	60°	A	3	
101300-11100	VY-03				F6 NT75		IE	31	107	8	60°	A	3	
102700-11100	VY-04				F7 NT80		IE	33	112	8	60°	A	3	
101400-11100	VY-05				NT85 F8		IE	35	118	9	60°	A	3	
173500-11100	VY-06				NT95 F10		IE	40	130	10	60°	A	3	
103300-11100	VY-07				NT110		IE	47	167	12	60°	A	3	
104100-11100	VY-08-I				TS50,TH3		IN	28.5	92.5	7	45°	A	3	
104100-11110	VY-08-E						EX	24.5	92.5	7	45°	A	3	
104200-11100	VY-09-I				TS60,TH4		IN	32	96.8	7	45°	A	3	
104200-11110	VY-09-E						EX	27	96.8	7	45°	A	3	
101218-11100	VY-10-I				TS70/75 TH6 TH5		IN	33.5	106	7	45°	A	3	
101218-11110	VY-10-E						EX	27.5	106	7	45°	A	3	
103438-11100	VY-11-I						IN	36.5	113	8	45°	A	2	
103438-11110	VY-11-E				TH7		EX	30.5	113	8	45°	A	2	
104600-11100	VY-12-I				TS130 A12 TH8		IN	38.5	114	8	45°	A	3	
104600-11110	VY-12-E						EX	32.5	114	8	45°	A	3	
103854-11100	VY-13-I						IN	39.5	126	9	45°	A	7	
103854-11110	VY-13-E				TH10		EX	35.5	126	9	45°	A	7	

TECH RAY TECHNOLOGY

TECH RAY TECHNOLOGY CO., LTD.

3F-1, No.545, Sec.2, Taiwan Blvd., West Dist., Taichung City, Taiwan. (40360)

TEL: +886-4-23260119 FAX: +886-4-23268220

E-mail: jomes_wu@hotmail.com



Auto Spare Parts

PARTS NO.	E.P.NO.	YEAR	ENGINE TYPE	CYL	VEHICLE		IN EX	DIMENSIONS						REMARKS
					NAME	MODEL		HD	OL	SD	SA	HS	CG	

YANMAR(AGRIMOTOR) :

	VY-14-I				TF160		IN	42	106.3	9		D	7	
	VY-14-E						EX	35.5	105.6	9		D	7	
	VY-15-I				S90		IN	36.5	113	8	45°	A	3	
	VY-15-E						EX	30.5	113	8	45°	A	3	
	VY-16-I				S150		IN	26	84.4	7	45°	C	3	
	VY-16-E						EX	23.1	84.4	7	45°	C	3	
	VY-17-I				S200		IN	29	98.7	7	45°	C	3	
	VY-17-E						EX	26	98.9	7	45°	C	3	
	VY-18-I				TA60		IN	32	96.5	7	45°	A	3	
	VY-18-E				A6		EX	27	96.5	7	45°	A	3	
	VY-19-I				SA60									
	VY-19-I				S85		IN	35.5	110.1	8	45°	D	3	
	VY19-E						EX	29.6	110.1	8	45°	D	3	
	VY-20-I				TA70		IN	32.5	88.5	7	45°	A	3	
	VY-20-E				A7		EX	26.5	88.5	7	45°	A	3	
	VY-21-I				SA70									
	VY-21-I				TA80		IN	35.5	95	7	45°	A	3	
	VY-21-E				A8		EX	30	95	7	45°	A	3	
	VY-22-I				SA80									
	VY-22-I				TF75		IN	32.5	94	7	60°	A	3	
	VY-22-E				TF85		EX	27.5	83.5	7	45°	A	3	
	VY-23-I				TF105		IN	37	96.4	8	60°	A	3	
	VY-23-E				TF115		EX	31	96.4	8	45°	A	3	
	VY-24-I						IN	29	87.2	7	45°	A	3	
	VY-24-E				SK230		EX	26	87.2	7	45°	A	3	
	VY-25-I						IN	30	92.2	6.6	45°	A	7	
	VY-25-E				D800		EX	28	91.7	6.6	45°	A	7	
	VY-26-I				TS190/220		IN	49	135.6	9	45°	A	7	
	VY-26-E				TS230		EX	39	135.2	9	45°	A	7	
	VY-27-I				TS180		IN	43	125.3	9	45°	A	7	
	VY-27-E				TH13		EX	33	125.2	9	45°	A	7	
	VY-28-I						IN	35.1	92.2	6.6	45°	A	7	
	VY-28-E				D1200		EX	30	92.2	6.6	45°	A	7	
	VY-29-I						IN	27	89.7	7	45°	A	2	
	VY-29-E				Z500		EX	23.5	89.7	7	45°	A	2	
	VY-30-I						IN	35.5	94.2	7	45°	A	3	
	VY-30-E				L100		EX	29	94.2	7	45°	A	3	

TECH RAY TECHNOLOGY

TECH RAY TECHNOLOGY CO., LTD.

3F-1, No.545, Sec.2, Taiwan Blvd., West Dist., Taichung City, Taiwan. (40360)

TEL: +886-4-23260119 FAX: +886-4-23268220

E-mail: jomes_wu@hotmail.com



Auto Spare Parts

[VALVE GUIDES]

E.P.NO.	Description	CYL	IN/EX	Abmessung Size	Part No.	Quantity	REMARKS
---------	-------------	-----	-------	----------------	----------	----------	---------

CUMMINS :

GC-01	NH-210		IN/EX		154946		
GC-02	NH-220		IN/EX		66890 6610-11-1311	12PCS/SET	6610-11-1311 6127-11-1311
GC-03	NH-250 NT-855 NTA855		IN/EX		3006456		
GC-04			IN/EX		480-2P1262	12PCS/SET	
GC-05	6D95		IN/EX		6204-19-1310	12PCS/SET	
GC-06	6D105		IN/EX		6136-19-1430	12PCS/SET	
GC-07	S6D110		IN/EX		6136-19-1330	12PCS/SET	
GC-08	(S)4D155		IN/EX		6127-11-1341	12PCS/SET	

DAIHATSU :

GD-01-I	800,1000 compagno	4	IN		4023-1631	8pcs/set	
GD-01-E	FC,FE F40		EX		4023-1632		
GD-02-I	FA F-200 1500CC V100	4	IN		4710-1632-01	8pcs/set	
GD-02-E			EX		4610-1632		
GD-03-I	FB F-200 1900CC V200	4	IN		4111-1631-01	8pcs/set	
GD-03-E			EX		4111-1632-02		
GD-04	D200,300 SV-18L DG,SV-22M,V-22/24	4	IN/EX		11122-56021	8pcs/set	
GD-05	L-35 3600CC 500CC	2	IN/EX			4pcs/set	
GD-06	S60-55 WIDE G10, S10P S70 CD 20/CB23,S88, G11,AB,G100	2	IN/EX		11124-87701/2 11123-87701	6/8PCS/SET	
GD-07	DL			66.5xØ14.035xØ9	11122-87302/1	8pcs/set	
GD-08	V-83		IN/EX		11122-87303-000	8pcs/set	
GD-09-I	S89 新象 16V		IN		11124-87101-000	16pcs/set	
GD-09-E			EX		11128-87101-000		

FIAT :

GF-01-I	1500CC		IN		4106746		
GF-01-E			EX		4106745		

TECH RAY TECHNOLOGY

TECH RAY TECHNOLOGY CO., LTD.

3F-1, No.545, Sec.2, Taiwan Blvd., West Dist., Taichung City, Taiwan. (40360)

TEL: +886-4-23260119 FAX: +886-4-23268220

E-mail: jomes_wu@hotmail.com



Auto Spare Parts

E.P.NO.	Description	CYL	IN/EX	Abmessung Size	Part No.	Quantity	REMARKS
---------	-------------	-----	-------	----------------	----------	----------	---------

FUSO(MITSUBISHI) :

GFU-01-I	Colt 1400 T-120 4G41	4	IN		MD-010451	8pcs/set	
GFU-01-E	2G21		EX		MD-010466		
GFU-02-I	Colit 1500 4G32 GALANT	4	IN		MD-000461	8pcs/set	
GFU-02-E	Colit 1600 GALANT 1500		EX		MD-000471		
GFU-03	4DQ6DR5 T-720 MB720,6DR5	4/6	IN/EX		30601-20600	8pcs/set	30361-25600
GFU-04	4DR5 T200 T210	4	IN/EX		30301-10600	8pcs/set	3101-10600
GFU-05-I	4M40	4	IN		ME-201501/0	8pcs/set	ME200007
GFU-05-E			EX		ME-201504		ME200009
GFU-06	6DS(4.5Ton) 6DS1.3.5.7	6	IN/EX		30801-00602	12pcs/set	(NEW) ME-020158
GFU-07	6DB DB31 T-33	6	IN		30001-10602	12pcs/set	
GFU-08-I	6DC,8DC	6,8	EX		31101-00600	Per pce	
GFU-08-E	6DC,8DC	6,8	IN/EX		3001-10601	Per pce	
GFU-09-I	6D10,11,15,4D31T,4D30	6	IN		MD-031886	12pcs/set	ME-031886
GFU-09-E			EX		MD-031888		ME-031888
GFU-10-I	L100,4G11	4	IN		MD-016441		
GFU-10-E			EX		MD-016445		
GFU-11	6D14,4D30	4,6	IN/EX		ME-031293 ME-031886		
GFU-12-I	8DC8,8DC9,	8/6	IN		31201-30700	16pcs/set	ME-051122
GFU-12-E			EX		31101-00602		ME-051120
GFU-13-I	4G52,4G54	4	IN		MD-020550	8pcs/set	
GFU-13-E			EX		MD-020560		
GFU-14-I	4G62	4	IN		MD-020551	8pcs/set	
GFU-14-E			EX		MD-020561		
GFU-15-I	4D55	4	IN		MD-050523		
GFU-15-E			EX		MD-050527		
GFU-16-I	D65	4	IN		MD-076354		
GFU-16-E			EX		MD-076358		
GFU-17-I	6D20/21/22	6	IN		31101-00601		
GFU-17-E			EX				
GFU-18-I	S4S		IN		32A01-01600		
GFU-18-E			EX				
GFU-19-I	4G92	8	IN		MD-300702	16pcs/set	
GFU-19-E			EX		MD-172530		
GFU-20-I	S6KT	6	IN		34201-01600	12pcs/set	
GFU-20-E			EX		34601-10600		
GFU-21-I	6D40		IN		ME120085	12pcs/set	
GFU-21-E			EX		ME120087		

TECH RAY TECHNOLOGY

TECH RAY TECHNOLOGY CO., LTD.

3F-1, No.545, Sec.2, Taiwan Blvd., West Dist., Taichung City, Taiwan. (40360)

TEL: +886-4-23260119 FAX: +886-4-23268220

E-mail: jomes_wu@hotmail.com



Auto Spare Parts

[VALVE GUIDES]

E.P.NO.	Description	CYL	IN/EX	Abmessung Size	Part No.	Quantity	REMARKS
---------	-------------	-----	-------	----------------	----------	----------	---------

HONDA :

GH-01-I	SS-50	1	IN		12021-035-811	Per pce	
GH-01-E			EX		12023-051-310		
GH-02-I	C65 CS65 CF-130	1	IN		12021-035-811	Per pce	
GH-02-E	C550, C70, GB0		EX		12023-051-310		
GH-03-I	C70D	1	IN		12021-035-811	Per pce	
GH-03-E			EX		12023-051-310		
GH-04-I	CS-90	1	IN		12021-028-340	Per pce	
GH-04-E	S90		EX		12023-028-330		
GH-05-I	CB100, GL145, XL125/195	2	IN	12021-107-310	12021-324-300	Per pce	12021-365-300
GH-05-E	GL-100		EX	12023-324-310	12021-323-300		12023-437-300
	CB125						
GH-06-I	CD-125 CG-125	2	IN		12021-324-300	Per pce	12021-107-310
GH-06-E			EX		12021-323-300		12023-365-300
GH-07-I	N-360 TN360	2	IN		12204-611-305	Per pce	
GH-07-E			EX		12205-611-305		
GH-08-I	CB500/CB100	4	IN		12021-324-300	Per pce	
GH-08-E			EX		12021-323-300		
GH-09-I	CD175	2	IN			Per pce	
GH-09-E			EX				
GH-10-I	Civic 1200cc, EB, EC, EF, EN	4	IN	12204-644-920	12204-634-920	8cs/set	
GH-10-E			EX	12205-657-305	12205-657-315		
GH-11-I	Civic 1500cc, 1600c	4	IN		12204-634-920		
GH-11-E			EX		12205-657-315		
GH-12-I	ACCORD 1800cc	4	IN	12204-PC6-305	12204-689-305	8PCS/SET	12204-689-300
GH-12-E	EK84 EW		EX	12205-PE0-305	12205-689-305		12205-689-300
GH-13-I	XL250S(250RS)	4	IN		12231-428-305	16PCS/SET	12241-471-305
GH-13-E			EX		12241-428-305		
GH-14-I	XLX-250R	4	IN		12231-KF0-305		12231-KGO-305
GH-14-E			EX		12241-KF0-305		12241-KGO-305
GH-15-I	GB4/E5	2	IN		12237-GB4-305		
GH-15-E	GY6/EX5		EX		12247-GB4-305		
GH-16-I	GBO	2	IN		12237-178-305		
GH-16-E			EX		12245-051-305		
GH-17-I	Civic 1200EB	4	IN		12208-634-000/920		
GH-17-E			EX		12209-634-000/670		
GH-18-I	C700	2	IN		12231-178-305		
GH-18-E			EX		12030-051-320		
GH-19-I	GL XL185	2	IN		12021-107-310		
GH-19-E			EX		12023-437-300		
GH-20-I	F18 D15/16	2	IN		12204-PJ7-305	16PCS/SET	
GH-20-E			EX		12205-PJ7-305		
GH-21-I			IN		12204-PM7-305		
GH-21-E			EX		12205-PM7-305		

TECH RAY TECHNOLOGY

TECH RAY TECHNOLOGY CO., LTD.

3F-1, No.545, Sec.2, Taiwan Blvd., West Dist., Taichung City, Taiwan. (40360)

TEL: +886-4-23260119 FAX: +886-4-23268220

E-mail: jomes_wu@hotmail.com



Auto Spare Parts

E.P.NO.	Description	CYL	IN/EX	Abmessung Size	Part No.	Quantity	REMARKS
---------	-------------	-----	-------	----------------	----------	----------	---------

ISUZU :

GI-01-I GI-01-E	DL-201 ELF	4	IN EX		11721-038 11721-039	8pcs/set	
GI-02-I GI-02-E	C240 250 ELF C221 (old) C190/220	4	IN EX		9-11721-113-0 9-11721-123-0	8pcs/set	
GI-03	C223 ELF C240 (NEW) C190,4JA1	4	IN/EX		5-11721-016-0	8pcs/set	
GI-04-I GI-04-E	DA-120 DA-620 65	6	IN EX		11721-056 11721-057	12pcs/set	
GI-05	DA-120 66	6	IN/EX		11721-088	12pcs/set	
GI-06	DA-120 DA-640 71	6	IN/EX		9-11721-160-0	12pcs/set	
GI-07-I GI-07-E	DH-100(OLD)	6	IN EX		11721-016 11721-037	12pcs/set	
GI-08	DH-100 TD(NEW)	6	IN/EX		9-11721-120-0	12pcs/set	
GI-09	E-110 6QA1	6	IN/EX		9-11721-165-0	12pcs/set	
GI-10	E-120 TMK TKG TDK	6 12	IN/EX		9-11721-212-0	Per pce	
GI-11-I GI-11-E	KB-30 Fierian(OLD) G180 G200	4	IN EX		9-11721-201-0 9-11721-203-0	8pcs/set	
GI-12-I GI-12-E	KB-20 G161 G161Z	4	IN EX		8-94206-762-0 8-94206-763-0	8pcs/set	9-11721-174-0 9-11721-175-0
GI-13	C-350	4	IN/EX			8pcs/set	
GI-14	D400 D370 TY 4Ton	4	IN/EX			8pcs/set	
GI-15	48C2,D500 4BA1 6BB1 7LD54 4BB1 4BD1	4 6	IN/EX	NPR	5-11721-001-0/1	Per pce	
GI-16	10PC1,12PC1,12PA1 10PA1,V10 12PB1,8PC1,8PA1	10	IN/EX		1-11721-004-0	Per pce	
GI-17	6QA1(E110)	6	IN/EX		9-11721-165-0	12PCS/SET	
GI-18	4JB1,4JA1	4	IN/EX		5-11721-016-0		
GI-19 GI-19	4ZB1(G161Z),4ZD1	4	IN EX	8-94205-762-0 8-94205-763-0	9-94206-762-0 8-94206-763-0		
GI-20	4FB1,4FC1,4FD1	4	IN/EX		5-11721-015-0/1	8pcs/set	
GI-21	6SA1	6	IN/EX		1-11721-008-0	12pcs/set	
GI-22	6RA1/B2	6	IN/EX		1-11721-001-0	12pcs/set	
GI-23	4EC1	4	IN/EX		8-94239-423-0	8PCS/SET	
GI-24	4/6HE1 4/6HF1	4/6	IN/EX		8-94396-598-0		

TECH RAY TECHNOLOGY

TECH RAY TECHNOLOGY CO., LTD.

3F-1, No.545, Sec.2, Taiwan Blvd., West Dist., Taichung City, Taiwan. (40360)

TEL: +886-4-23260119 FAX: +886-4-23268220

E-mail: jomes_wu@hotmail.com



Auto Spare Parts

[VALVE GUIDES]

E.P.NO.	Description	CYL	IN/EX	Abmessung Size	Part No.	Quantity	REMARKS
---------	-------------	-----	-------	----------------	----------	----------	---------

MAZDA :

GM-01-I GM-01-E	TC88	4	IN EX		B6YO-10-280 B6YO-10-290	8pcs/set	
GM-02-I GM-02-E	Familita 1000,1200 PB PC TB	4	IN EX	0249-10-130	0529-10-130 0249-10-140	8pcs/set	
GM-03-I GM-03-E	B1500 E200(NEW) UA	4	IN EX		0603-10-170 0603-10-180	8pcs/set	
GM-04	D1500 E2000(OLD) UA	4	IN/EX		0552-10-105	8pcs/set	
GM-05	TC B1300(808)	4	IN/EX		0370-10-280 0305-10-290	8pcs/set	
GM-06-I GM-06-E	1500LUCE UB	4	IN EX		0221-10-104 0221-10-105	8pcs/set	
GM-07-I GM-07-E	E2300 WA 3.5 TON	4	IN EX		0600-10-104 0600-10-105	8pcs/set	
GM-08	E2500,2700XA XB,HA S2,E3000	4	IN/EX		0636-10-104B	8pcs/set	
GM-09-I GM-09-E	E600 EA	2	IN EX		0136-10-104 0136-10-105	4cs/set	
GM-10-I GM-10-E	SNA 616,929 B1600 626,E1600	4	IN EX	戴卡多	0305-23-080 0305-23-090	8pcs/set	
GM-11	MA,E3,E5	4	IN/EX		8173-23-090		
GM-12	F6,F8,FE,E1800,E2000	4	IN/EX		F801-23-090		
GM-13	T3000,SL	4	IN/EX		SE01-10-104	8pcs/set	
GM-14-I GM-14-E	PB(NEW)	4	IN EX		0249-10-130 0259-23-081	8pcs/set	
GM-15-I GM-15-E	RF,R2	4	IN EX		RF01-10-280 RF01-10-290	8pcs/set	
GM-16	T4000	4	IN/EX		TF01-10-281A	8pcs/set	
GM-17	F2,626	6	IN/EX		F2Y1-23-091	12pcs/set	
GM-18-I GM-18-E	PREGIO	4	IN EX		OK72A-32-880 OK72A-32-890	8pcs/set	
GM-19	BESTA 2.7	4	IN EX	OVN01-10-280 OVN01-10-290	OK711-34-580 OK711-34-590	8pcs/set	
GM-20	LIATA B6	8	IN EX		B6Z1-10-280 B6Z1-10-290	16cs/set	
GM-21	WL5 B250		IN/EX		WLY1-10-280	12cs/set	
GM-22	新天王星		IN/EX		FSY1-10-280 -290	16cs/set	
GM-23	PN		IN/EX		PN11-10-280	8cs/set	
GM-24	KIA 2.7		IN/EX		OK65S-10-104	8PCS/SET	

TECH RAY TECHNOLOGY

TECH RAY TECHNOLOGY CO., LTD.

3F-1, No.545, Sec.2, Taiwan Blvd., West Dist., Taichung City, Taiwan. (40360)

TEL: +886-4-23260119 FAX: +886-4-23268220

E-mail: jomes_wu@hotmail.com



Auto Spare Parts

[VALVE GUIDES]

E.P.NO.	Description	CYL	IN/EX	Abmessung Size	Part No.	Quantity	REMARKS
---------	-------------	-----	-------	----------------	----------	----------	---------

NISSAN :

GN-26-I GN-26-E	E16		IN EX		13212-15M11/01/00 13213-01M11/10	8pcs/set	
GN-27-I GN-27-E	CD17		IN EX		13212-D0111 13213-D0111	8pcs/set	
GN-28-I GN-28-E	E13/15/O/S		IN EX		13212-01M01 13213-05M01/15M01		
GN-29-I GN-29-E	331, GA13DS	8	IN EX		13212-53Y60 13213-53Y60	16 pcs/set	
GN-30-I GN-30-E	GA13,GA16,GA14	8 4	IN EX		13212-77A630 13213-77A60	12pcs/set	
GN-31-I GN-31-E	P40	6	IN EX		13212-C6000/1 13213-C6000/1	12pcs/set	
GN-32-I GN-32-E	PF6		IN EX		13212-96001 13211-96009	12pcs/set	
GN-33-I GN-33-E	RF8		IN EX		13212-95005 13211-97003	16pcs/set	
GN-34-I GN-34-E	KA24E	8	IN EX		13212-40F60/00 13213-40F60/00	8pcs/set	

PEUGEOT:

GP-01-I GP-01-E	305	4	IN EX				
GP-02-I GP-02-E	404,504,0948-11/12	4	IN EX		0942-11 0942-12		
GP-03-I GP-03-E	205	4	IN/EX				
GP-04-I GP-04-E	P404D		IN/EX		01-0943		

SUBARU:

GSU-01-I GSU-01-E	EK23 600c.c. EA82	4	IN EX		38090-2100 38091-2100		
GSU-02-I GSU-02-E	EA81 1600c.c. EA71	4	IN EX		88090-4110		

SUZUKI:

GS-01-I GS-01-E	F8A ST-90 F5A,LJ50	4	IN EX		11115-73010 11116-73010		11115-73030 11116-73030
GS-02	F10A,SJ410	4	IN/EX		11115-82000-001		
GS-03	G10A,F5B	8	IN/EX		11115-60B11 11115-70B00	16 pcs/set	
GS-04-I GS-04-E	F6A	12	IN/EX		1115-83512 1116-83512	12PCS/SET	

[VALVE GUIDES]

E.P.NO.	Description	CYL	IN/EX	Abmessung Size	Part No.	Quantity	REMARKS
---------	-------------	-----	-------	----------------	----------	----------	---------

NISSAN :

GN-26-I	E16		IN		13212-15M11/01/00	8pcs/set	
GN-26-E			EX		13213-01M11/10		
GN-27-I	CD17		IN		13212-D0111	8pcs/set	
GN-27-E			EX		13213-D0111		
GN-28-I	E13/15/O/S		IN		13212-01M01		
GN-28-E			EX		13213-05M01/15M01		
GN-29-I	331, GA13DS	8	IN		13212-53Y60	16 pcs/set	
GN-29-E			EX		13213-53Y60		
GN-30-I	GA13,GA16,GA14	8	IN		13212-77A630	12pcs/set	
GN-30-E			EX		13213-77A60		
GN-31-I	P40	6	IN		13212-C6000/1	12pcs/set	
GN-31-E			EX		13213-C6000/1		
GN-32-I	PF6		IN		13212-96001	12pcs/set	
GN-32-E			EX		13211-96009		
GN-33-I	RF8		IN		13212-95005	16pcs/set	
GN-33-E			EX		13211-97003		
GN-34-I	KA24E	8	IN		13212-40F60/00	8pcs/set	
GN-34-E			EX		13213-40F60/00		

PEUGEOT:

GP-01-I	305	4	IN				
GP-01-E			EX				
GP-02-I	404,504,0948-11/12	4	IN		0942-11		
GP-02-E			EX		0942-12		
GP-03-I	205	4	IN/EX				
GP-03-E							
GP-04-I	P404D		IN/EX		01-0943		
GP-04-E							

SUBARU:

GSU-01-I	EK23 600c.c. EA82	4	IN		38090-2100		
GSU-01-E			EX		38091-2100		
GSU-02-I	EA81 1600c.c. EA71	4	IN		88090-4110		
GSU-02-E			EX				

SUZUKI:

GS-01-I	F8A ST-90	4	IN		11115-73010		11115-73030
GS-01-E	F5A,LJ50		EX		11116-73010		11116-73030
GS-02	F10A,SJ410	4	IN/EX		11115-82000-001		
GS-03	G10A,F5B	8	IN/EX		11115-60B11 11115-70B00	16 pcs/set	
GS-04-I	F6A	12	IN/EX		1115-83512	12PCS/SET	
GS-04-E					1116-83512		

TECH RAY TECHNOLOGY

TECH RAY TECHNOLOGY CO., LTD.

3F-1, No.545, Sec.2, Taiwan Blvd., West Dist., Taichung City, Taiwan. (40360)

TEL: +886-4-23260119 FAX: +886-4-23268220

E-mail: jomes_wu@hotmail.com



Auto Spare Parts

E.P.NO.	Description	CYL	IN/EX	Abmessung Size	Part No.	Quantity	REMARKS
---------	-------------	-----	-------	----------------	----------	----------	---------

TOYOTA :

GT-01-I	2R 1500CC	4	IN		11122-31010	8pcs/set	(NEW)
GT-01-E			EX		11126-31010		11122-31012
GT-02-I	3R 1900CC	4	IN		11122-40010	8pcs/set	
GT-02-E			EX		11126-40010		
GT-03-I	5R 2000CC	4	IN/EX		11122-44010	8pcs/set	11122-44011
GT-03-E					11126-44010		11126-44011
GT-04-I	7R 8R 18RC MARKII	4	IN		11122-33011	8pcs/set	
GT-04-E	19R,1G		EX		11126-33011		
GT-05	12R,4R,9R,HIACE	4	IN/EX		11122-31020	8pcs/set	11122-23010 (NEW) 11126-23010
GT-06-I	J 2J Ju-10-18 JK-170(H)	4	IN		11122-46010	8pcs/set	
GT-06-E			EX		11126-46010		
GT-07	B Bu-10 15 20 30 Bu19 2B,3B	4	IN/EX		11122-56010	8pcs/set	11122-56021 11122-56020
GT-08	1D Eng DA-90	6	IN/EX		11122-76010	12 pcs/set	
GT-09	2D Eng DA-115	6	IN/EX		11122-76020	12 pcs/set	
GT-10-I	F FA FJ 1961	6	IN		11122-60010	12 pcs/set	
GT-10-E			EX		11126-60010		
GT-11-I	F FA FJ 1969	6	IN		11122-60020	12 pcs/set	
GT-11-E			EX		11126-60021		
GT-12-I	M 2M 4M	4	IN		11122-41020	Per pce	
GT-12-E		6	EX		11126-41021		
GT-13-I	K 2K 3K KE-10	4	IN		11122-22010/20	8pcs/set	
GT-13-E			EX		11126-22010/20		
GT-14-I	3KH KE-30 3K 4K	4	IN		11122-24020	8pcs/set	
GT-14-E			EX		11126-24020		
GT-15-I	2F Landcruiser Van F160	6	IN		11122-61010/1	12 pcs/set	
GT-15-E			EX		11126-61010/1		
GT-16	3P,4P	4	IN/EX		11122-23020	8pcs/set	11122-23010
GT-17-I	U 2U 800CC	2	IN		11122-10010	4pcs/set	
GT-17-E			EX		11126-10010		
GT-18-I	AE80, 3A 1A 2A 3/4A	4	IN		11122-15020/30/10		
GT-18-E			EX		11126-15020/30/10		
GT-19	L 2L LN40	4	IN/EX		11122-54010/11		
GT-20	3L	4	IN/EX		11122-54020 11122-75010 11126-75010 11122-75020	8pcs/set	
GT-21	W04D		IN/EX		11122-1140	8pcs/set	
GT-22	1ZZ		IN/EX		11122-22030	8/16pcs/set	
GT-23	4AFE		IN/EX		11122-15030	8/16pcs/set	
GT-24	1HZ		IN/EX		11122-17010/20	12pcs/set	
GT-25	1FZ		IN/EX		11122-66020		
GT-26	1RZ		IN/EX		11122-75010/20	8PCS/SET	

TECH RAY TECHNOLOGY

TECH RAY TECHNOLOGY CO., LTD.

3F-1, No.545, Sec.2, Taiwan Blvd., West Dist., Taichung City, Taiwan. (40360)

TEL: +886-4-23260119 FAX: +886-4-23268220

E-mail: jomes_wu@hotmail.com



Auto Spare Parts

[VALVE GUIDES]

E.P.NO.	Description	CYL	IN/EX	Abmessung Size	Part No.	Quantity	REMARKS
---------	-------------	-----	-------	----------------	----------	----------	---------

TOYOTA:

GT-27-I GT-27-E	5M	6	IN EX		11122-41020 11126-41040/20 -45020		
GT-28	20R,21R,22R	4	IN/EX		11122-38021/20/10	8pcs/set	22R 11122-35020
GT-29-I GT-29-E	2T,3T	4	IN EX		11122-25021/20/10 11126-25021/20/10	8pcs/set	
GT-30-I GT-30-E	2Y/Y/3Y	4	IN EX		11122-71020 11126-71020	8pcs/set	
GT-31	2H	6	IN/EX		11122-68010	12 pcs/set	
GT-32	1E/2E AE80	6	IN/EX		11122-10040	12 pcs/set	
GT-33	1Z		IN/EX		11122-76001-71		
GM-34	2R(NEW)		IN/EX		11122-31012		
GT-35	14B,3B(NEW)	4	IN/EX		11122-56030		
GT-36-I GT-36-E	1S,2S	4	IN EX		11122-63020 11126-63020	8pcs/set	
GT-37	1C	4	IN/EX		11122-64010/11 11126-64020/10	8pcs/set	
GT-38	4AG	4	IN/EX		11122-16020/10	16pcs/set	
GT-39	3S	4	IN/EX		11122-88320	8pcs/set	
GT-40	15B		IN/EX		11122-58010	8/16PCS/SET	

VOLKSWAGON:

GV-01	V.W.1600						
GV-02	V.W.1600						
GV-03	V.W.1800		IN/EX		049-103-419		
GV-04	V.W.G01		IN/EX		RDG83701		

TECH RAY TECHNOLOGY

TECH RAY TECHNOLOGY CO., LTD.

3F-1, No.545, Sec.2, Taiwan Blvd., West Dist., Taichung City, Taiwan. (40360)

TEL: +886-4-23260119 FAX: +886-4-23268220

E-mail: jomes_wu@hotmail.com



Auto Spare Parts

E.P.NO.	Description	CYL	IN/EX	Abmessung Size	Part No.	Quantity	REMARKS
---------	-------------	-----	-------	----------------	----------	----------	---------

HINO:

VHI-01-I VHI-01-E	EK100(NEW)	6	IN EX		11122-1011/0 11122-1040	12 pcs/set	
VHI-02-I VHI-02-E	EK100(OLD)		IN EX		11122-1010/1 11126-1010	12 pcs/set	
VHI-03	H07C		IN /EX		11122-1180	12 pcs/set	
VHI-04	EP100 F20C		IN /EX		11122-1130	12 pcs/set	
VHI-05	EM100		IN /EX		11122-1120	12 pcs/set	
VHI-06	EF100-750 EF750 EF550 F17C		IN/EX		11122-1040/A 11122-1150	16 pcs/set	
VHI-07-I VHI-07-E	DM100 90m/m KM340 DQ100 EC100 EH100 EG100	6	IN EX		11121-1160 11122-1050A/1090A 11125-1150 11126-1060A/1050A	12 pcs/set	2-352-1308-00 2-352-1309-00
VHI-08-I VHI-08-E	EC100 EH100 KL, KR	6	IN EX		11122-1090A 11126-1050A	12 pcs/set	11122-1050A 2-382-1912-00 11126-1060A 2-382-1913-00
VHI-09	EH700	6	IN/EX		11122-1060/1200	12 pcs/set	
VHI-10-I VHI-10-E	DS50,60,80, TC51,TH17 61,80,RB10,120P	6	IN EX		11121-1060 11125-1060	12 pcs/set	2-872-1307-00 11121-1090 2-872-1308-00 11125-1090
VHI-11-I VHI-11-E	DS-70,TE DS-22 BT 10/30/11, BK11 DS90	6	IN EX		2-874-1310-00 2-874-1313-00	12 pcs/set	
VHI-12-I VHI-12-E	ED100	6	IN EX		11122-1100 11126-1080	12 pcs/set	2-400-1907-01 2-400-1908-01
VHI-13-I VHI-13-E	EB100/200	6	IN EX		11121-1120 11125-1180	12 pcs/set	2-330-1308-12 2-330-1309-11
VHI-14-I VHI-14-E	EB300	6	IN EX		11122-11030A 11126-1030A	12 pcs/set	
VHI-15-I VHI-15-E	DK10,20,TC,RC, KA300,KF700/720	6	IN EX		11121-1140 11125-1130	12 pcs/set	1121-1070 2-301-1301-01 11125-1100 2-301-1304-01
VHI-16	EH300 EH500		IN/ EX		11122-1070 2-383-1303-00 11126-1041 2-383-1304-00	12 pcs/set	
VHI-17	J05C(16V) J07C(20V) J08C(24V)		IN/EX		11122-1220		
VHI-18-I VHI-18-E	EL100	6	IN EX		11122-1080 11126-1070	12 pcs/set	
VHI-19	EF100/300 EF350/50 EF700	6	IN/EX		11122-1020 11126-1020	12 pcs/set	
VHI-20	ER100 ER200	6	IN/EX		11122-1110	12 pcs/set	
VHI-21	W04D	4	IN/EX		11122-1140	8 pcs/set	

TECH RAY TECHNOLOGY

TECH RAY TECHNOLOGY CO., LTD.

3F-1, No.545, Sec.2, Taiwan Blvd., West Dist., Taichung City, Taiwan. (40360)

TEL: +886-4-23260119 FAX: +886-4-23268220

E-mail: jomes_wu@hotmail.com



Auto Spare Parts

[VALVE SEATS]

PARTS NO. O.E.M. NO.	ENGINE TYPE	IN EX	DIMENSIONS				REMARKS
			SD	ID	T	SA	

HINO :

11131-1080A/81A 11135-1080A 11135-1180A	ED100 TRUCK KB,TC,WP TC,ZC,ZG,ZH	6 11600	IN EX	60 54	51 45.5	10 8.75	45° 45°	
11131-1020A 11131-1180A 11135-1010C/A 11135-1210A/1170A	EK100/200 EF750/550 EV700 BUS,RC TRUCK FH,K,FN,FP	6 133300	IN EX	61 55	50 45	10 9	45° 60°	
111312-1031A 11131-1160A 11135-1031B	EF300 EF350 EF500 EF700 TRUCK BUS	V8 14200 15900	IN EX	60 54	50 44	9.5 9	30° 45°	
11131-1140A 11131-1230 11135-1240A/1250 11135-1420	EH700 HO6CT RAINBOW RANGER	6 6400	IN EX	52 45.5	41.5 36.5	7.5 8.	30° 45°	
11131-1050A 11135-1210A	EL100		IN EX	53 48	45 41.4	7.3 7.5	30° 45°	
11131-1190A/1240 11135-1310	EP100 TRUCK	6 8800	IN EX	53 48	45 38.8	7.5 7.2	60° 45°	
11131-1010B/1110A 11135-1130B/1031A	EF100		IN EX	58 54	48 44	10 9	45° 45°	
2-301-1008-0	DK10		EX	55	45	9	45°	
11131-1330 11135-1300	EM100		IN EX	55.6 49.6	47 40.3	8 8	30° 45°	
11131-1320 11135-1160/1460	F20C		IN EX	52 48.6	42.7 39.8	8.6 8	30° 45°	
11135-1620	K13C(12V)		IN EX	61 55	50 45	10 9	30° 45°	
11131-K13C 11135-K13C	K13C(24V)		IN EX	49 47	40 39	8 8	45° 45°	
11131-1210/30 11135-1320	W04D/06D		IN EX	46.7 41.2	38.5 34	7.3 7.5	30° 45°	
11131-1380 11135-1720/1580	J08C		IN EX	41 39	33.2 32.3	7.2 6	30° 45°	

TECH RAY TECHNOLOGY

TECH RAY TECHNOLOGY CO., LTD.

3F-1, No.545, Sec.2, Taiwan Blvd., West Dist., Taichung City, Taiwan. (40360)

TEL: +886-4-23260119 FAX: +886-4-23268220

E-mail: jomes_wu@hotmail.com



Auto Spare Parts

PARTS NO. O.E.M. NO.	ENGINE TYPE	IN EX	DIMENSIONS				REMARKS
			SD	ID	T	SA	

ISUZU :

8-94228-701-0 8-94105-292-0 8-94228-702-0 8-84105-293-0	C181 4FB1 4FC1 GEMINI FORGO	4 1800 2000	IN EX	40 35	33 28	5.75 5.75	45° 45°	
1-11715-035-0 1-11711-025-0	6RA1(T) BUS,CQA CQM TRUCK SHM,CXM	6 12000	IN EX	48	39	7.7	30°	
5-11715-028-0 5-11715-035-2 5-11711-029-2 5-11711-037-2	3KC1	3 15000	IN EX	36 32	30 26	6 6	45° 45°	
1-11715-040-0 1-11715-050-0 1-11711-043-0	6BG1 FORWARD ELF	6 6500	IN EX	47 39	41 33	7 7	45° 45°	1-11715-054-0
8-94136-064-0 8-94115-816-0	C223T RODEO BIGHORN EL150.250	4 2200 2400	IN EX	40 34	33.6 27.6	6 6	45° 45°	
894130-558-0 894130-559-0	4JA1, 4JB1 ELF	4 2000	IN EX	41.2 36.7	34.5 30.5	6.8 7.0	45° 45°	
8-94239-424-2 8-94366-053 8-9239-514-0 8-94366-054-0	4EC1 4EE1 GEMINI	4 1800	IN EX	36 32	30 26	8 8	45° 45°	8-97043-218-0 8-97043-219-0
5-11715-018/024-0 9-11715-607/085-0 9-11715-054/034-0 5-11711-022/028-0 9-11711-100/803-0 1-11711-043-0	4/6BB1 4/6BD1 JOURNEY ELF FORWARD	4 2800 6 5800	IN EX	47 39	41 33	7 7	45° 45°	
5-11715-018-0 5-11711-022-0 5-11711-021-0	4BC1, 4BA1 JOURNEY ELE TLDFIRE FORWARD	4 2800 6 5400	IN EX	47 39	39 31	7 7	45° 45°	
1-11715-034-0 5-11711-028-0	4BC2 JOURNEY ELF	4 3300	IN EX	47 39	41 33	7 7	45° 45°	
9-11715-054-0 9-11711-066-0	C221,C190(OLD) (201) ELF150 JOURNEY RODEO FASTER	4 2000	IN EX	40 34	35.5 29.5	6 6	45° 45°	
5-11715-023-0 5-11711-026-0	C190,C240(NEW) C223 RODEO BIGHORN	5 2200 2400	IN EX	41 35	34 28	6 6	45° 45°	
9-11715-126/118-0 9-11711-145/148-0 9-11711-149-0	DH100(TD) BUS,BD,BU CLM TRUCK SLR	6 10200	IN EX	56 51	49 40	9 9	45° 45°	

TECH RAY TECHNOLOGY

TECH RAY TECHNOLOGY CO., LTD.

3F-1, No.545, Sec.2, Taiwan Blvd., West Dist., Taichung City, Taiwan. (40360)

TEL: +886-4-23260119 FAX: +886-4-23268220

E-mail: jomes_wu@hotmail.com



Auto Spare Parts

[VALVE SEATS]

PARTS NO. O.E.M. NO.	ENGINE TYPE	IN EX	DIMENSIONS				REMARKS
			SD	ID	T	SA	

ISUZU :

9-11715-117-0 9-11715-131-1	TMK E120 C120 BUS,BU,CPA TRUCK SPG.SPK,SPM	6 12000	IN EX	48 48	40 38	8.3 9.3	45° 45°	
1-11715-005-0 1-11711-005-0	DA220 TRUCK BUS	6 6200 6400	IN EX	46.5 45	39.5 35	8 8	45° 45°	
8-94143-514-0 8-94143-515-0	D201 JOURNEY FLORIAN ELF150	4 2000	IN EX	46 34	33.5 27.5	6.7 6.7	45° 45°	
1-11715-023-0 1-11715-032-0 1-11711-020-0	8PA1, 10PA1,10PB1, BUS,CRA ARG TRUCK	V8 10000 V10 12500	IN EX	50 48	43 40	10 9.5	45° 45°	
1-11715-049/032-0 1-11715-023-0 1-11711-037-0 1-11711-020-0	8,10PB1 6SA1(MTC) FORWARD	6 8500 V8 12000	IN EX	50 48	43 40	10 9.5	45° 45°	
1-11715-025-0 1-11711-016-0	10PA1		IN EX	52 49	42 40	10.8 10.4	45° 45°	
1-11715-078-0 1-11711-075-0	10PD1		IN EX	52 48	45 39.5	10 9.6	60° 60°	
1-11715-006-0 1-11711-006-0	DA640T DA120		IN EX	46.5 45	39.5 35	8 8	45° 45°	
	4JG2		IN EX	42 36	35.8 30	8 8	45° 45°	
1-11715-059-0 1-11715-073-0 1-11711-044-0	6RB1 BUS,CQA, CQM TRUCK	6 12000	IN EX	48 48	40 38	5 7	30° 30°	
8-94418-538-0 8-94418-539-0	4FC1T GEMINI FARGO	4 1800 2000	IN EX	38 33	31 26	5.75 5.75	45° 45°	
1-11715-172-0 1-11711-045-0	6RAQ1T BUS,CQA TRUCK	6 12000	IN EX	48 36.5	40 30.5	5 6.5	30° 45°	
8-94431-521-0 8-94431-522-0	4JB1 ELF	4 2000	IN EX	41.2 36.5	34.5 30.5	7 6.5	45° 45°	
8-97034-731-0 8-97044-716-0 8-97034-732-0 8-97044-717-0	4EC1 4EE1 GEMINI	4 1800	IN EX	36 32	28.2 25	7 7	45° 45°	
8-94394-462-0 8-94394/6-172-0 8-94399-148-0	4HF1 4HF1 6HE1		IN IN EX	52 43 48.2	45.8 36.8 39.5	7 7 7.5	45° 45° 45°	02140266 02140267

TECH RAY TECHNOLOGY

TECH RAY TECHNOLOGY CO., LTD.

3F-1, No.545, Sec.2, Taiwan Blvd., West Dist., Taichung City, Taiwan. (40360)

TEL: +886-4-23260119 FAX: +886-4-23268220

E-mail: jomes_wu@hotmail.com



Auto Spare Parts

PARTS NO. O.E.M. NO.	ENGINE TYPE	IN EX	DIMENSIONS				REMARKS
			SD	ID	T	SA	

KOMATSU :

6143-11-1440	4D94		EX	38	28.4	6.5	45°	
6204-11-1440	4D95		EX	39	31.5	6.5	45°	
6207-11-1430	S6D95L		IN	45	38	8.5	45°	
6207-11-1440			EX	39	31.5	6.5	45°	
6209-11-1430	S4D95L		IN	45	36.95	8.5	45°	
6209-11-1440			EX	39	31.5	6.5	45°	
6136-12-1310	S4D105 SD105		IN	48.5	40.7	8.5	30°	
6136-11-1311			EX	44	34.6	9.0	45°	
6136-12-1320								
6134-11-1320								
6150-11-1331	S6D105		IN	47.5	38.68	7.5	30°	
6130-12-1320			EX	44	34.6	9.0	45°	
6138-12-1331	S6D108		IN	48.5 44	40.7	8.5	30°	
6130-12-1320	S6D110		EX		34.6	9.0	45°	
6221-11-1330/1360	SA6D108		IN	51.5	43.3	8.5	30°	
6221-11-1320			EX	45.5	38	9.0	45°	
6150-11-1331	SA6D108		IN	47.5	38.68	7.5	30°	
6151-11-1330	6D125		EX	46.5	39	7.5	45°	
6150-11-1320	S6D125 SA6D125							
6201-11-1330	6D140		IN	55	44.7	8.8	30°	
6210-11-1321	S6D140 SA6D140		EX	52	43	8.6	45°	
6212-11-1330	SA12V140		IN	55	44.7	8.8	30°	
6210-11-1321			EX	52	43	8.8	45°	
6127-11-1335	S6D155		IN	60	51	9	30°	
6127-11-1325	SA6D155		EX	57	48	9	45°	
6162-13-1330	S6D170 SA6D170 SA12V170		IN	63	50	8.5	60°	
6162-19-1370			EX	61	48	8.75	45°	
6162-13-1332								
6162-15-1370								
6162-19-1332								
6136-11-1310	4D105		IN					
6136-11-1320	6D105		EX					
6711-11-1120	NH250		IN	50.87	42.9	7.1	30°	
6710-11-1120	NT855		EX					
6732-11-1180	6D102		IN	47	38	6.8	30°	
6732-11-1170	6/4BT		EX	43.7	34	6.7	45°	
3908830	6CT		IN	54	44	8	30°	
3929005			EX	47	40	5.8	45°	
6610-11-1120	NH220		IN	47	39	7	30°	
6610-11-1220			EX					

TECH RAY TECHNOLOGY

TECH RAY TECHNOLOGY CO., LTD.

3F-1, No.545, Sec.2, Taiwan Blvd., West Dist., Taichung City, Taiwan. (40360)

TEL: +886-4-23260119 FAX: +886-4-23268220

E-mail: jomes_wu@hotmail.com



Auto Spare Parts

[VALVE SEATS]

PARTS NO. O.E.M. NO.	ENGINE TYPE	IN EX	DIMENSIONS				REMARKS
			SD	ID	T	SA	

MAZDA :

	SL T3500		IN EX	47.3 40	39 32	6.5 7	45° 60°	
	R2		IN EX	42 37	35 30	6.8 6.8	45° 45°	

MITSUBISHI :

30001-13401 30001-23401 30001-23501	DB 8DB 6DB1		IN EX	54.4 46.4	48 40	6.5 6.5	45° 45°	
31301-00401 ME001133 31301-00593 ME001075	4DR5,6DR5 JEEP ROSA	4 2700	IN EX	43 34	38 29	5.4 5.4	45° 45°	
ME029106/011058 ME029296/7 ME029004/5	4D30/31/32 6DS,7 BUS TRUCK	4 3300 6 5500	IN EX	46 39	40 33	6.5 6.5	45° 45°	ME-013297 ME-013188
ME031931/2 ME031935/6	6D10,6D11 6D14 TRUCK BUS	6 6000 6600	IN EX	49 42	42.2 36	6.5 6.5	45° 45°	
ME071216/ME071307 ME031853/929/30 ME031930 ME031933/4/587 ME071111/ME071303	6D15, 6D16 BUS TRUCK	6 6900	IN EX	51 44	44.2 38	6.5 6.5	45° 45°	
30901-00492 30901-00001 ME051035 31101-00392-501	6D20,6D21 6D22,6D22T BUS TRUCK	6 10300 11100	IN EX	57 52	49 43	7 7	45° 45°	
31201-70192-101 31101-00401 ME051035 31101-00501-392 ME051034	8DC2 8DC/6DC 10DC V8(FV305)	V8 1400 V10 18600	IN EX	64 52	55 43	7 7	45° 45°	
31201-30491/000 31201-30591/691	8DC7 8DC8 8DC9	V8 14000	IN EX	61 55	52 46	7 7	45° 45°	
ME001133 ME001075	4DR 6DR JEEP ROSA	4 2700 6	IN EX	43 34	38 29	5.4 5.4	45° 45°	
ME051300 FM051354	6D11T,6D22T BUS TRUCK	6 10300 11100	IN EX	57 52	49 43	7 7	45° 45°	
36701-02800/02400 36701-02500	S6KT		IN EX	46.1 39.1	40 33	6.6 6.6	30° 30°	
34401-21400 34401-21500	S4E E200B		IN EX	44 37	37 30.5	6 6	45° 45°	
32A01-03100 32A01-03200	S4S FD20		IN EX	46 37	37.7 30.2	5.1 6	45° 45°	

TECH RAY TECHNOLOGY

TECH RAY TECHNOLOGY CO., LTD.

3F-1, No.545, Sec.2, Taiwan Blvd., West Dist., Taichung City, Taiwan. (40360)

TEL: +886-4-23260119 FAX: +886-4-23268220

E-mail: jomes_wu@hotmail.com



Auto Spare Parts

PARTS NO. O.E.M. NO.	ENGINE TYPE	IN EX	DIMENSIONS				REMARKS
			SD	ID	T	SA	

mitsubishi :

ME160602 ME120752	6D40		IN EX	49 49	39.9 39.2	7.1 7.1	45° 45°	
	4M40		IN EX	43 37	35.9 30	6 6	45° 45°	
ME160592 ME165420	8M20		IN EX	53 49	43.3 39.2	7 7	45° 45°	
MD050514 MD050517	4D55 4D56		IN EX	43.4 37.4	35.9 29.9	7.2 7.2	30° 45 °	
	S6R		IN/EX	60	49	7	45 °	
33501-00400 33501-00500/1	S6N		IN EX	58 54	48 44	9 9	45° 45°	
36201-10400 36201-10600	S6A S6A1		IN EX	50 46	43 39	8.5 9	30° 30°	
33701-10400 33701-10500	S6A2		IN EX	58.2 54	46 43.8	8.65 8.35	30° 30°	
	S6B		IN EX	50 46	43.9 40.5	9.15 9.2	30° 30°	

NISSAN :

13215-90002	UD		EX	36	28	6.5	30°	
13214-96003/0/1 13214-96004 13215-96000 13215-96004	PD6(T) TRUCK BUS,UM CD,CK,CV,CW	6 10300	IN EX	58.5 51	52.3 43	5.3 7.2	45° 45°	
13214-96004R 13215-96004	PD6(T) TRUCK BUS,UM CD,CK,CV,CW	6 10300	IN EX	58.5 51	52 43	4.8 4.8	30° 45°	
13214-97000/03/20 13215-97000 13215-97020 -97006	RD8/RD10 BUS,TRUCK CV,CZ,CW,TW, CD,CM,KG,KM	8 14300 10 17900	IN EX	62 53	54 45	6 7.5	45° 45°	
13214-97020 13215-97020	RD8/RD10 BUS,TRUCK CV,CZ,CW,TW, CD,CM,KG,KM	8 14300 10 17900	IN EX	62 53	54 45	8 7.5	45° 45°	
13214-97020 13215-97006	RD8/RD10 BUS,TRUCK CV,CZ,CW,TW, CD,CM,KG,KM	8 14300 10 17900	IN EX	62 53	54 45	8.6 9.8	45° 45°	
13214-Y5200 13215-Y5200	SD22,SD32 CEDRIC CARVAN HOMY HOOMEY	4 2200 6 3300	IN EX	39 35	33 28.5	6.5 6.5	45° 45°	
13214-Z5000 13214-25000 13215-25000	FD6,FE6 ED6.33 CONDOR	6 3300 5700	IN EX	50 41	42 34	6.2 7	45° 45°	
13214-96003 13214-96000	PT(T)		IN EX	58.2 51	52.3 43	4.8 4.8	45° 45°	

TECH RAY TECHNOLOGY

TECH RAY TECHNOLOGY CO., LTD.

3F-1, No.545, Sec.2, Taiwan Blvd., West Dist., Taichung City, Taiwan. (40360)

TEL: +886-4-23260119 FAX: +886-4-23268220

E-mail: jomes_wu@hotmail.com



Auto Spare Parts

[VALVE SEATS]

PARTS NO. O.E.M. NO.	ENGINE TYPE	IN EX	DIMENSIONS				REMARKS
			SD	ID	T	SA	

NISSAN :

13214-97011/20 13215-97014 -97013/62	RF8	IN EX	62 55	52 45	8.5 10	30° 30°	
13214-96013 13215-96013	PE6/PF6	IN EX	58.6 51	48.5 43	105. 7	30° 45°	
13214-95008 13215-95007	NE6	IN EX	54 45	46 37	6 6.5	45° 45°	
	CK12/CK10	IN EX	54 45	46 37	6.5 7.2		
11098-01T00 13215-Z5500	FE6/FD6T	IN EX	50.25 41.25	39 32	7.25 7	45° 45°	
13214-L2000 13215-L2000	SD23	IN EX	41 37	35 30.5	6.5 6.5	45° 45°	
11098-54T01 11099-43G00	TD27	IN EX	44.7 39.7	38 33	7 8	45° 45°	

PEUGEOT :

	P405	IN EX	42 36	35 30	8.2 7.3		
--	------	----------	----------	----------	------------	--	--

TOYOTA :

	B	IN EX	47 39.3	38 32	6.9 6.7	45° 45°	
	13B	IN EX	47.7 40.3	41 34	7 7	45° 45°	
11131-58020 11135-58040	14B	IN EX	47 40	40 34	7 7	45° 45°	
02230028 02230029	1C/2C	IN EX	40 34	32 26	5.7 6		
11131-68010 11135-68010	2H	IN EX	44 36	37 30	6 6	45° 45°	
	2J	IN EX	42 35	35 28	6 6.5	45° 45°	
	L/2L	IN EX	47.6 36.2	36.4 30	6.1 8.1	45° 45°	
11131-76009 11135-78200	1DZ	IN EX	40 34	37 28	6 6	45° 45°	
11131-17010 11135-17010	1HZ	IN EX	42.6 36.6	36 30	6 6	45° 45°	
11131-76006-71 11135-76004-71	1Z	IN EX	44 36	36 30	6 6	45° 45°	
	3ZZ	IN EX	31.5 26	27 22	7 5.5		